


1950 UNITED STATES CENSUS OF HOUSING

U. S. DEPARTMENT OF COMMERCE • BUREAU OF THE CENSUS



WASHINGTON, D. C. **BLOCK
STATISTICS**

U. S. CENSUS OF HOUSING: 1950

Volume

- I General Characteristics
- II Nonfarm Housing Characteristics
- III Farm Housing Characteristics
- IV Residential Financing
- V Block Statistics

Housing statistics for census tracts are to be included in the Population reports on census tracts.

U. S. CENSUS OF POPULATION: 1950

Volume

- I Number of Inhabitants
- II Characteristics of the Population

Succeeding volumes will cover the following subjects:

Census Tracts, Nativity and Parentage, Nonwhite Population by Race, Persons of Spanish Surname, Institutional Population, Differential Fertility, Labor Force Characteristics, Occupation, Industry, Income, Internal Migration, Education, Characteristics of Families and Households.

UNITED STATES CENSUS of HOUSING : 1950
U. S. DEPARTMENT OF COMMERCE
CHARLES SAWYER, Secretary

BUREAU OF THE CENSUS
ROY V. PEEL, Director




BLOCK STATISTICS
WASHINGTON, D. C.

Prepared under the supervision of
Howard G. Brunsman, Chief
Population and Housing Division

1950 HOUSING CENSUS REPORT
VOLUME V, PART 202

UNITED STATES GOVERNMENT PRINTING OFFICE 1951

BLOCKS • CENSUS TRACTS





BUREAU OF THE CENSUS

ROY V. PEEL, *Director*

A. ROSS ECKLER, *Deputy Director*
HOWARD C. GRIEVES, *Assistant Director*
CONRAD TAEUBER, *Assistant Director*
MORRIS H. HANSEN, *Assistant Director for Statistical Standards*
ROBERT Y. PHILLIPS, *Assistant Director for Operations*
CALVERT L. DEDRICK, *Coordinator, International Statistics*
FRANK R. WILSON, *Information Assistant to the Director*

Population and Housing Division—

HOWARD G. BRUNSMAN, *Chief*
WAYNE F. DAUGHERTY, *Assistant Chief for Housing*
ROBERT B. VOIGHT, *Assistant Chief for Operations*
HENRY S. SHRYOCK, Jr., *Assistant Chief for Population*
EDWIN D. GOLDFIELD, *Program Coordinator*

Quality and Equipment Statistics—Robert C. Hamer, *Chief*
Inventory Statistics—Carl A. S. Coan, *Chief*
Developmental Programs—J. Hugh Rose, *Chief*
Residential Financing—Junia H. Honnold, *Chief*
Territories and Possessions—Joel Williams, *Chief*
Statistical Sampling—Joseph Steinberg, *Chief*
Statistical Procedure—Morton A. Meyer, *Chief*
Processing Operations—Milton D. Lieberman, *Chief*

Administrative Service Division—WALTER L. KEHRES, *Chief*
Agriculture Division—RAY HURLEY, *Chief*
Budget Officer—CHARLES H. ALEXANDER
Business Division—HARVEY KAILIN, *Acting Chief*
Field Division—LOWELL T. GALT, *Chief*
Foreign Trade Division—J. EDWARD ELY, *Chief*
Geography Division—CLARENCE E. BATSCHLET, *Chief*
Governments Division—ALLEN D. MANVEL, *Chief*
Industry Division—MAXWELL R. CONKLIN, *Chief*
Machine Tabulation Division—C. F. VAN AKEN, *Chief*
Personnel Division—HELEN D. ALMON, *Chief*

SUGGESTED IDENTIFICATION

U. S. Bureau of the Census. *U. S. Census of Housing: 1950. Vol. V, Block Statistics, Part 202.*
U. S. Government Printing Office, Washington, D. C., 1952

For sale by the Superintendent of Documents, U. S. Government Printing Office, Washington 25, D. C.,
or any of the Field Offices of the Department of Commerce - Price 40 cents

PREFACE

This report presents statistics on characteristics of dwelling units by blocks for the city. The tabulations are based on data from the 1950 Census of Housing, taken as of April 1, 1950. Authorization for the 1950 Census of Housing as part of the Seventeenth Decennial Census was provided by the Housing Act of 1949, approved July 15, 1949.

The major portion of the information compiled from the 1950 Census of Housing appears in Volume I, *General Characteristics*; Volume II, *Nonfarm Housing Characteristics*; Volume III, *Farm Housing Characteristics*; Volume IV, *Residential Financing*; and Volume V, *Block Statistics*. Volume V consists of separate reports, issued as bulletins for each of the 200 cities which in 1940 or in a subsequent census had a population of 50,000 or more. These reports will not be bound into a single publication.

The subjects covered in both the 1950 and 1940 reports on characteristics of dwelling units by blocks are substantially similar.

This report was prepared under the direction of Howard G. Brunsman, Chief, Population and Housing Division, and Wayne F. Daugherty, Assistant Chief for Housing. Robert C. Hamer, Chief, Quality and Equipment Statistics Section, was in charge of coordinating the content and the format of the report with assistance from Carl A. S. Coan, Chief, Inventory Statistics Section; Floyd D. McNaughton, Chief, Equipment and Facilities Unit; Beulah Washabaugh, Chief, Tenure and Vacancy Unit; and Walter A. Hines. The compilation of the statistics was under the supervision of Robert B. Voight, Assistant Chief for Operations.

The collection of the information on which these statistics are based was under the supervision of Lowell T. Galt, Chief, Field Division. The geographic work, including the assignment of all block numbers and the preparation of maps, was under the supervision of Clarence E. Batschelet, Chief, Geography Division. The data were tabulated under the supervision of C. F. Van Aken, Chief, Machine Tabulation Division.

January 1952.

WASHINGTON, D. C.

CONTENTS

INTRODUCTION

	Page		Page
General.....	1	Definitions and explanations—Continued	
Related reports.....	1	Condition and plumbing facilities.....	2
Census tracts.....	1	Persons per room.....	2
Use of data.....	1	Color of occupants.....	2
Comparability with 1940 Housing Census data.....	1	Contract monthly rent.....	2
Definitions and explanations.....	1	Value of one-dwelling-unit structures.....	2
Dwelling unit.....	1	Number reporting.....	2
Occupancy and tenure.....	2	Block identification.....	2

TABLES

	Page
Table 1.—Characteristics of housing for the city: 1950.....	3
Table 2.—Characteristics of housing by census tracts: 1950.....	3
Table 3.—Characteristics of housing for census tracts, by blocks: 1950.....	5

Map of city, by blocks, appears following last page of tables.

BLOCK STATISTICS

INTRODUCTION

GENERAL

Volume V of the Reports on Housing consists of a separate report for each of the 209 cities which in 1940, or in a subsequent census prior to 1950, had a population of 50,000 or more. Each report presents for the city, by blocks, tabulations for a limited number of subjects obtained in the Census of Housing. The subjects in these reports are similar to those in the block statistics supplements to Volume I of the reports of the 1940 Census of Housing. The subjects in this report present the number of dwelling units classified by occupancy and tenure, condition and plumbing facilities, persons per room, color of occupants, average contract monthly rent of renter-occupied and selected vacant units, and the average value of one-dwelling-unit owner-occupied and selected vacant structures. In table 1, the statistics for these subjects are summarized for the city. Table 2 contains the statistics for census tracts. In table 3, the data are presented by blocks within census tracts. Maps identifying the location of each block and the census tract boundaries are a part of this report.

Related reports.—Related statistics for this city are contained in the Reports on Housing, Volume I, *General Characteristics*; and in the Reports on Population, Volume I, *Number of Inhabitants*, and Volume II, *Characteristics of the Population*.

The Reports on Housing for each State in Volume I present data on the characteristics of dwelling units for the State by residence (urban, rural nonfarm, and rural farm), for standard metropolitan areas, urbanized areas, counties, for urban places, places of 1,000 to 2,500 inhabitants, and rural-nonfarm and rural-farm dwelling units for each county. Each report includes the following subjects: occupancy, tenure, race of occupants, type of structure, year built, condition and plumbing facilities, water supply, toilet and bathing facilities, number of rooms, number of persons, persons per room, electric lighting, heating equipment, heating and cooking fuels, refrigeration equipment, kitchen sink, radio, television, and, for nonfarm units, the contract monthly rent, gross monthly rent, and value of one-dwelling-unit structures.

Volume I of the Reports on Population shows the 1950 population of each county and of each minor civil division within the county. It also contains figures for each incorporated place, for each unincorporated place with 1,000 or more inhabitants, and for incorporated places of 5,000 or more by wards. A special series of tables presents data for each urbanized area giving the incorporated places and portions of minor civil divisions within it.

Volume II of the 1950 Population Reports contains statistics on the general characteristics of the population. Chapter A of this volume repeats the figures on number of inhabitants as shown in Volume I; Chapter B presents demographic, economic, and social characteristics of the population; and Chapter C gives more detailed cross-classifications for States and large cities and standard metropolitan areas.

Census tracts.—Census tracts are small areas into which certain large cities have been subdivided for statistical and local administrative purposes. In most cases the tracts are permanently established, so that comparison may be made from census to census. The boundaries of tracts are established so as to include approximately equal numbers of inhabitants or equal areas; and each tract is designed to represent an area that is fairly

homogeneous in population characteristics. Although the tracted areas of some cities extend into the suburbs, the data shown in this report are restricted to the tracts within the corporate limits of the city.

Use of data.—The tabulation of housing characteristics for areas as small as city blocks provides descriptive material of considerable value for technical studies of housing in the city. The statistics will be useful in compiling totals for special types of areas that may be defined to meet the requirements of individual investigators. Users of the data should bear in mind that in practically all cases the data for a given block represent the work of only one enumerator. Consequently, housing characteristics for blocks are subject to a wider margin of error than is to be expected in the figures for tracts or wards which represent returns made by a number of enumerators. *Misinterpretation of instructions* by one enumerator may cause a significant bias in the statistics for a block even though it may have a negligible effect upon the figures for larger areas. In particular, the enumeration of "condition" depended to a considerable extent upon the judgment of the individual enumerator. Also, failure to indicate the correct block number for a significant number of dwelling units may introduce errors into the block data.

Comparability with 1940 Housing Census data.—In the 1940 Census of Housing, reports entitled "Block Statistics" were issued as supplements to the first series of Housing bulletins. These supplements consisted of separate reports for each of the 191 cities which had 50,000 inhabitants or more in 1930.

In the 1950 reports, the block numbers used are different, in most cases, from those used in the 1940 reports. Therefore, to compare 1940 and 1950 data for a given block, it is necessary to locate the block on the maps to obtain the corresponding 1940 and 1950 block numbers.

The subjects in both the 1940 and 1950 reports are substantially similar. However, data on number of structures, year built, and mortgage status have been omitted from the 1950 report. Furthermore, in the 1940 reports average contract or estimated monthly rent was reported for all dwelling units while in 1950 average contract monthly rent is reported for some, and average value for other, dwelling units.

DEFINITIONS AND EXPLANATIONS

More detailed and complete definitions are presented in Volume I of the Housing Reports.

Dwelling unit.—In general, a dwelling unit is a group of rooms or a single room, occupied or intended for occupancy as separate living quarters, by a family or other group of persons living together or by a person living alone.

A group of rooms, occupied or intended for occupancy as separate living quarters, is a dwelling unit if it has separate cooking equipment or a separate entrance. A single room, occupied or intended for occupancy as separate living quarters, is a dwelling unit if it has separate cooking equipment or if it constitutes the only living quarters in the structure. Also, each apartment in a regular apartment house is a dwelling unit even though it may not have separate cooking equipment. Excluded from the dwelling unit count are large rooming houses, institutions, dormitories, and transient hotels and tourists courts.

In the 1940 Census, a dwelling unit was defined as the living quarters occupied or intended for occupancy by one household.

A household consisted of a family or other group of persons living together with common housekeeping arrangements, or a person living entirely alone. However, the enumerator was not explicitly instructed to define rooms as dwelling units on the basis of cooking equipment or separate entrance.

The number of dwelling units in the 1950 Census may be regarded as comparable with the number of dwelling units in the 1940 Census. Some living quarters may have been classified as separate dwelling units in the one census and not in the other. Further, in the 1950 Census, living quarters with five or more lodgers were not tabulated as dwelling units; generally, such quarters were included in the 1940 dwelling unit count. However, the net effect of these changes is probably small.

Occupancy and tenure.—Dwelling units are classified by occupancy and tenure into four groups: owner-occupied; renter-occupied; vacant nonseasonal not dilapidated, for rent or sale; and other vacant and nonresident. A dwelling unit is classified as owner-occupied if it was owned wholly or in part by the head of the household or by some related member of his family living in the dwelling unit. All other occupied units are classified as renter-occupied whether or not cash rent was actually paid for living quarters. Rent-free units and living accommodations received in payment for services performed are thus included with the renter-occupied units.

A dwelling unit is considered vacant if no persons are living in it at the time of enumeration. New units not yet occupied were enumerated as vacant dwelling units if construction had proceeded to the extent that all the exterior windows and doors were installed and final usable floors were in place. The classification "Vacant nonseasonal not dilapidated, for rent or sale" is descriptive of the vacant dwelling units reported in this classification. "Other vacant and nonresident" units include all dilapidated and seasonal vacant units as well as the not dilapidated units which were not for rent or sale.

Because of changes in enumeration procedures, the counts of total vacant units in 1940 and 1950 are not strictly comparable. In 1940, vacant units were enumerated if they were habitable; units uninhabitable and beyond repair were excluded from the enumeration. In 1950, units were included regardless of condition if they were intended for occupancy as living quarters. Therefore, no comparison should be made between the data on "vacant nonseasonal not dilapidated, for rent or sale" units from the 1950 Census and data in the 1940 Census reports.

In both censuses, dwelling units occupied entirely by non-residents were included with vacant units not for rent or sale. Trailers, tents, houseboats, and railroad cars which were vacant were excluded from the dwelling unit inventory in both 1950 and 1940.

Condition and plumbing facilities.—Data on condition of a dwelling unit are shown in combination with data for selected plumbing facilities and are, therefore, limited to units for which both condition and plumbing facilities are reported. Plumbing facilities include water supply, toilet facilities, and bathing facilities.

The category "with private bath" includes those dwelling units reported with both a flush toilet and a bathtub or shower inside the structure for the exclusive use of the occupants of the unit. The category "no private bath" includes those dwelling units not having private flush toilet or not having private bathing facilities. The "no running water" category includes units with only piped running water outside the structure or with only other sources such as a hand pump.

A dwelling unit is "dilapidated" when it is run-down or neglected, or is of inadequate original construction, so that it does not provide adequate shelter or protection against the elements or it endangers the safety of the occupants.

Persons per room.—The number of persons per room has been computed for each occupied dwelling unit by dividing the number

of persons in the dwelling unit by the number of rooms in the dwelling unit. All persons enumerated in the Population Census as members of the household (including lodgers, servants, and other nonrelated persons) are counted in determining the number of persons that occupy the dwelling unit. The number of rooms in the dwelling unit includes all rooms available for living quarters throughout the year. Not counted as rooms are bathrooms, closets, pantries, halls, screened porches, and unfinished rooms in the basement and attic.

Color of occupants.—Occupied dwelling units are classified by color of head of household according to the definition used in the 1950 Census of Population. The group designated as "non-white" consists of Negroes, Indians, Japanese, Chinese, and other nonwhite races. Persons who are not definitely Indian or of other nonwhite race are classified as white.

Contract monthly rent.—Contract monthly rent is the rent, at the time of enumeration, contracted for by the renter regardless of whether it includes furniture, heating fuel, electricity, cooking fuel, water, or personal services.

Monthly rent for vacant dwelling units is the amount asked for the dwelling unit at the time of enumeration. The average monthly rent relates to renter-occupied dwelling units and vacant nonseasonal not dilapidated units for rent. Dwelling units which are occupied "rent-free" are not included with the units reporting rent.

Value of one-dwelling-unit structures.—Average value is shown for owner-occupied dwelling units and vacant nonseasonal not dilapidated units which are for sale only. Value is shown only if the unit is in a one-dwelling-unit structure without business and if it is the only dwelling unit included in the property. The value represents the amount for which the owner estimates that the property, including such land as belongs with it, would sell under ordinary conditions and not at a forced sale. For vacant units, value is the sale price asked by the owner.

Number reporting.—Occupancy and tenure are reported for all dwelling units, and color of occupants is reported for all occupied units. The corresponding distributions for these subjects in table 1 are based on all dwelling units and on occupied units, respectively. For all other subjects, the distributions are based on the units for which the specific characteristics are reported, that is, the "Number reporting."

The number of dwelling units for which the enumerator obtained no report on a particular item is shown for the city totals only; however, the number "not reported" can easily be derived for each area in tables 2 and 3 by subtracting the number reporting from the total number of dwelling units (or total occupied).

Block identification.—A map or series of maps is included in this report showing block numbers for each block, number and letter designations for tracts, and the names of principal streets.

Blocks are identified by serial numbers, a separate series of numbers being used for each tract. Thus, the location of each block for which data are presented in table 3 may be determined by referring to the tract and block number shown on the map. Similarly, data for a specific block may be located in the table by reference to the map for identification numbers of the tract and block.

If no dwelling units are reported for a block, the block number is not listed in table 3, although it is shown on the map. Dwelling units for which the block number was not reported are indicated in the table by the symbol "NR." Detailed data are not shown for such dwelling units, nor for blocks containing fewer than three dwelling units. Average monthly rent is not shown when the monthly rent was reported for fewer than three dwelling units. Average value is not shown when the value of one-dwelling-unit properties was reported for fewer than three dwelling units. All dwelling units are included, however, in the statistics for the city and for each tract.

WASHINGTON, D. C.

Table 1.—CHARACTERISTICS OF HOUSING FOR THE CITY: 1950

Subject	Number	Percent	Subject	Number	Percent
OCCUPANCY AND TENURE			PERSONS PER ROOM		
All dwelling units.....	229,738	100.0	Occupied dwelling units.....	224,142	...
Owner occupied.....	72,362	31.5	Number reporting.....	220,074	100.0
Renter occupied.....	151,780	66.1	1.60 or less.....	208,365	94.7
Vacant nonseasonal not dilapidated, for rent or sale.....	2,753	1.2	1.61 or more.....	11,709	5.3
Other vacant and nonresident.....	2,843	1.2	Not reported.....	4,068	...
CONDITION AND PLUMBING FACILITIES			CONTRACT MONTHLY RENT		
All dwelling units.....	229,738	...	Renter-occupied, and vacant nonseasonal not dilapidated units, for rent—Number reporting.....	146,546	...
Number reporting.....	223,675	100.0	Total contract monthly rent..... dollars..	8,414,794	...
With private bath, not dilapidated.....	195,948	87.6	Average monthly rent..... dollars..	57.42	...
No private bath, with running water, not dilapidated.....	16,762	7.5	VALUE OF ONE-DWELLING-UNIT STRUCTURES		
No running water or dilapidated.....	10,965	4.9	Owner-occupied, ¹ and vacant nonseasonal not dilapidated units, for sale only—Number reporting.....	59,009	...
Condition or plumbing facilities not reported.....	6,063	...	Total value or sale price..... dollars..	942,837,900	...
No private bath or dilapidated.....	27,727	12.4	Average value..... dollars..	15,978	...
COLOR OF OCCUPANTS					
Occupied dwelling units.....	224,142	100.0			
White.....	161,611	72.1			
Nonwhite.....	62,531	27.9			

¹Restricted to 1-dwelling-unit properties.

Table 2.—CHARACTERISTICS OF HOUSING BY CENSUS TRACTS: 1950

Census tract	All dwelling units by occupancy and tenure					All dwelling units by condition and plumbing facilities			Occupied dwelling units				Contract monthly rent ¹		Value ² of one-dwelling-unit structures	
	Total	Owner occupied	Renter occupied	Vacant nonseasonal not dilap., for rent or sale	Other vacant and nonresident	Number reporting	No private bath or dilap.	No running water or dilap.	Total	Persons per room	Occupied by nonwhite	Number reporting	Average monthly rent (dollars)	Number reporting	Average value (dollars)	
TOTAL	229738	72362	151780	2753	2843	223675	27727	10965	224142	220074	11709	62531	146546	57.42	59009	15,978
1	2829	739	2002	37	51	2748	265	160	2741	2667	84	279	1894	80.27	537	28,711
2	1735	565	1098	32	40	1699	285	135	1663	1624	64	116	1064	72.13	473	23,105
3	2325	1069	1226	10	20	2297	12	3	2295	2276	18	21	1175	66.72	1005	14,937
4	361	266	78	5	12	351	4	2	344	332	1	9	61	178.29	254	36,137
5	3205	523	2512	20	150	3147	52	16	3035	2994	23	69	2412	92.49	463	24,154
6	1929	1070	819	2	28	1879	6	3	1889	1857	18	37	759	74.91	739	22,683
7	2969	290	2620	35	24	2872	3	1	2910	2833	55	45	2471	81.27	236	23,709
8	1634	1002	580	16	36	1614	54	38	1582	1572	20	15	547	79.67	954	25,496
9	1445	1096	311	7	31	1399	16	13	1407	1351	9	7	278	83.42	1004	27,671
10	3120	1942	1144	17	17	3088	23	7	3086	3049	13	11	1113	81.67	1832	20,832
11	1555	1061	452	15	27	1530	31	28	1513	1500	5	23	423	90.48	975	21,275
12	1547	792	734	8	15	1506	3	3	1526	1499	4	12	716	76.33	771	21,505
13	1743	538	1175	8	22	1710	4	4	1713	1689	15	22	1129	88.04	361	37,450
14	1760	1380	351	16	13	1730	17	12	1731	1718	4	4	336	97.42	1341	21,443
15	1540	1370	128	21	21	1501	1	1	1498	1488	4	6	111	142.78	1361	21,406
16	1283	1051	207	18	7	1266	9	5	1258	1233	4	6	189	74.53	1006	28,124
17	2109	1062	1013	22	12	2092	67	13	2075	2043	29	36	971	62.11	930	15,574
18	2456	703	1718	29	6	2406	36	30	2421	2391	59	60	1633	68.07	657	21,144
19	2454	1824	587	25	18	2437	46	9	2411	2399	12	10	559	65.85	1747	15,343
20	2366	1171	1153	22	20	2331	47	11	2324	2302	14	26	1089	70.05	1506	19,963
21	4320	2195	2003	97	25	4276	132	11	4198	4159	38	37	2004	60.79	1776	14,626
22	2832	1563	1238	17	14	2799	72	11	2801	2770	15	14	1199	60.73	1214	13,755
23	1365	761	560	37	7	1343	123	5	1321	1308	14	74	545	63.74	605	14,053
24	1678	884	754	18	22	1632	149	4	1638	1616	30	145	722	65.09	678	13,854
25	2957	1241	1667	29	20	2893	135	10	2908	2848	56	193	1595	61.09	997	15,461
26	560	509	37	5	9	548	2	2	546	539	2	2	25	167.64	487	31,543
27	3459	1048	2343	33	33	3393	213	15	3391	3329	64	57	2245	68.21	835	16,140
28	2991	432	2483	33	43	2936	198	21	2915	2860	92	112	2408	59.00	283	14,432
29	1705	623	986	23	73	1657	173	5	1609	1560	57	692	948	58.94	403	13,886
30	1654	318	1293	28	15	1573	501	41	1611	1553	145	777	1245	52.90	158	15,316
31	1222	537	675	1	9	1160	55	21	1212	1195	67	1069	649	47.27	449	11,396
32	1917	1009	889	16	3	1863	291	45	1898	1857	87	1526	860	54.18	810	12,948
33	2327	1091	1187	26	23	2231	293	17	2278	2209	127	1367	1101	57.23	847	13,947
34	1693	478	1191	3	21	1622	190	100	1669	1654	116	1633	1148	43.47	382	11,782
35	936	313	616	4	3	925	281	211	929	911	86	891	600	44.46	283	11,531
36	2214	317	1855	21	21	2132	229	11	2172	2126	130	417	1783	53.79	193	16,597
37	2264	185	2042	24	13	2190	219	24	2227	2139	81	160	1910	60.88	76	16,546
38	2201	180	1974	25	22	2068	162	75	2154	2101	114	713	1908	63.62	85	12,357
39	2503	348	2118	16	21	2452	132	52	2466	2432	20	59	2021	68.60	106	17,183
40	3295	317	2903	28	47	3157	214	17	3222	3065	82	580	2671	77.04	135	20,940
41	1777	385	1297	30	65	1727	17	4	1682	1581	40	34	1158	103.53	252	52,242
42	3752	401	3290	21	40	3613	349	211	3691	3580	248	1639	3104	59.48	232	16,196
43	1994	264	1592	12	11	1928	602	57	1856	1819	202	1347	1646	53.30	151	12,072
44	1197	287	870	18	22	1124	296	116	1157	1126	106	1154	819	44.76	230	12,996
45	7766	205	1555	9	14	7743	243	172	7760	7738	53	729	523	44.05	141	11,967
46	1766	359	1388	9	10	1720	439	268	1747	1713	131	1275	1346	38.36	286	11,664
47	2385	300	2024	24	37	2280	998	549	2324	2266	391	1662	1939	40.30	180	10,295
48	2623	375	2171	26	51	2520	1290	725	2546	2512	442	2145	2145	39.62	279	11,070
49	2993	371	2534	42	46	2716	1133	509	2905	2804	463	319	2407	46.29	266	14,069
50	3112	268	2768	45	31	2944	1018	379	3036	2971	390	1419	2645	50.17	152	13,413

¹For renter-occupied dwelling units and vacant nonseasonal not dilapidated units, for rent.
²For owner-occupied dwelling units and vacant nonseasonal not dilapidated units, for sale only.

HOUSING—BLOCK STATISTICS

Table 2.—CHARACTERISTICS OF HOUSING BY CENSUS TRACTS: 1950—Con.

Census tract	All dwelling units by occupancy and tenure					All dwelling units by condition and plumbing facilities			Occupied dwelling units			Contract monthly rent ¹		Value ² of one-dwelling-unit structures		
	Total	Owner occupied	Renter occupied	Vacant non-seasonal not dilap., for rent or sale	Other vacant and non-resident	Number reporting	No private bath or dilap.	No running water or dilap.	Total	Persons per room		Occupied by non-white	Number reporting	Average monthly rent (dollars)	Number reporting	Average value (dollars)
										Number reporting	1.51 or more					
51	1085	38	1002	28	17	1036	197	17	1040	995	74	61	951	50.63	4	11,375
52	2819	236	2515	46	22	2724	401	148	2751	2687	219	719	2385	61.29	111	16,036
53	3199	351	2776	31	41	3075	254	95	3127	3063	298	434	2610	62.00	150	20,038
54	2949	156	2690	45	58	2835	369	116	2846	2717	134	359	2513	57.43	61	20,270
55	2391	284	1966	21	120	2188	432	198	2250	2183	169	793	1848	54.11	181	19,036
56	1583	135	1418	16	14	1540	613	322	1553	1522	204	845	1387	42.31	100	9,498
57	3703	156	3474	27	46	3605	311	109	3630	3508	342	300	3356	55.71	93	16,265
58	873	46	772	31	24	814	370	35	818	761	150	141	748	48.94	11	21,863
59	1820	137	1601	49	33	1667	765	261	1738	1655	344	700	1521	42.92	48	12,068
60	2373	287	2019	26	41	2281	1386	887	2306	2275	384	2062	1970	29.78	197	6,666
61	1511	276	1164	32	39	1436	715	380	1440	1408	194	483	1154	38.55	215	8,518
62	1080	267	792	5	16	1039	425	148	1059	1030	138	347	762	39.89	152	16,232
63	1108	210	863	7	28	1083	423	243	1073	1060	133	632	855	38.04	155	6,689
64	1212	48	1136	12	16	1185	72	51	1184	1159	148	1116	1136	33.49	11	7,727
65	1827	494	1274	21	38	1769	449	110	1768	1732	133	551	1221	52.56	356	11,276
66	1285	277	985	13	10	1227	413	37	1262	1239	107	171	943	51.46	163	12,583
67	1915	698	1154	24	39	1856	420	54	1852	1812	131	459	1103	51.03	506	11,971
68	2318	904	1383	13	18	2297	425	140	2287	2266	112	548	1329	48.89	641	11,298
69	1389	523	831	12	23	1362	280	71	1354	1339	97	427	817	44.41	386	10,701
70	1796	434	1309	24	29	1771	538	259	1743	1719	166	520	1301	44.76	325	8,975
71	1113	386	702	14	11	1078	259	126	1088	1068	69	204	688	42.42	322	8,711
72	1464	231	1209	5	19	1409	550	335	1440	1417	248	1252	1182	36.83	191	7,032
73	10620	1696	8692	156	76	10529	2550	73	10388	10306	198	537	8519	62.65	1223	12,395
74	3482	949	2436	58	39	3443	255	174	3385	3352	263	274	2400	55.00	832	11,034
75	2649	615	1985	29	20	2606	224	61	2600	2567	61	223	1959	55.89	469	10,525
76	6193	2332	3748	46	67	6124	150	23	6080	6014	50	30	3649	59.10	1715	15,339
77	8798	3111	5464	156	67	8669	577	478	8575	8511	250	2268	5405	57.61	2814	12,664
78	9483	4015	5234	102	132	9203	468	287	9249	9145	716	6674	5131	49.92	3698	10,574
79	3041	1162	1819	24	36	3010	390	184	2981	2949	157	1418	1800	50.80	841	11,697
80	3063	1300	1682	41	40	3029	480	154	2982	2949	169	1119	1646	49.49	1035	10,979
81	1561	493	1010	22	36	1534	354	87	1503	1481	69	239	971	51.82	303	11,538
82	2120	404	1628	56	32	2050	581	149	2032	1995	141	194	1576	55.36	206	12,457
83	2731	927	1728	31	45	2658	581	116	2655	2639	201	940	1701	51.66	683	11,528
84	2011	700	1270	22	19	1940	478	233	1970	1929	144	899	1237	48.07	546	10,580
85	1858	818	1002	19	19	1822	442	136	1820	1781	157	1255	978	49.39	638	11,494
86	925	157	757	5	6	873	326	180	914	894	178	683	742	39.12	102	9,436
87	1961	780	1136	25	20	1945	148	29	1916	1902	89	587	1111	52.62	619	12,117
88	4228	1027	3147	31	23	4122	415	143	4174	4078	198	1466	3091	46.15	782	12,011
89	3355	513	2814	18	10	3308	47	14	3327	3286	141	2438	2786	54.36	453	11,437
90	631	382	232	7	10	619	64	7	614	606	34	80	227	51.30	301	13,245
91	2815	1192	1586	23	14	2722	57	29	2778	2740	42	17	1561	56.83	1057	12,392
92	2272	812	1435	15	10	2251	74	8	2247	2232	32	39	1390	54.43	705	12,024
93	1983	1228	711	18	26	1934	106	18	1939	1898	45	686	676	58.22	1073	14,488
94	1682	1351	321	3	7	1668	55	6	1672	1649	14	1	300	63.85	1234	15,568
95	4606	2746	1673	143	44	4548	64	49	4419	4375	28	56	1638	62.16	2628	15,325
96	24	2	24			23	3	3	24	23			23	16.86		

¹For renter—occupied dwelling units and vacant nonseasonal not dilapidated units, for rent.²For owner—occupied dwelling units and vacant nonseasonal not dilapidated units, for sale only.

Table 3.—CHARACTERISTICS OF HOUSING FOR CENSUS TRACTS, BY BLOCKS: 1950

[Detailed statistics not shown for blocks containing fewer than 8 dwelling units, nor for dwelling units not allocated by blocks (designated by NR)]

Census tract	Block	All dwelling units by occupancy and tenure					All dwelling units by condition and plumbing facilities			Occupied dwelling units			Contract monthly rent ¹		Value ² of one-dwelling-unit structures		
		Total	Owner occupied	Renter occupied	Vacant non-seasonal not dilap., for rent or sale	Other vacant and non-resident	Number reporting	No private bath or dilap.	No running water or dilap.	Total	Persons per room	Occupied by non-white	Number reporting	Average monthly rent (dollars)	Number reporting	Average value (dollars)	
1	2	29	14	12	2	1	29			26	26		8	108.12	12	57.500	
	3	6	4	2			6			6	6		2		3	41.666	
	4	16	10	6			16			16	16		5	122.00	10	43.500	
	5	74	27	47			73	11	4	74	74	6	44	83.86	20	29.275	
	6	11	8	3			10			11	11	1	1		6	25.833	
	7	49	16	31		2	48			47	47	3	28	83.07	13	29.615	
	8	198	66	124	7	1	194	23	1	190	184	7	118	63.11	30	35.960	
	9	65	16	49			62			65	64		4	56.61	15	19.800	
	10	82	30	52			82			82	81		2	48.74	27	16.796	
	11	52	15	35	1	1	52			50	50		33	73.00	13	38.307	
	12	19	7	12			19			19	19		12	97.25	5	29.900	
	13	2					2			2	2						
	14	202	5	191	1	5	201	7	4	196	173	10	9	160	85.85		
	17	416	11	398	5	2	402	28	26	409	405	4	33	393	85.79	6	19.333
	18	29		24		5	27	16	16	24	24		16	22	53.90		
	19	190	24	165		1	189	16	8	189	188	4	36	157	66.90	19	29.657
	20	13	11	2			13			13	13		2		11	43.090	
	21	61	8	53			60			61	59		3	51	110.52	5	43.000
	22	31	36	43	1	1	81			79	79		4	90.27	16	31.812	
	23	46	24	22			46	1	1	46	44		2	19	85.94	22	18.681
	24	28	9	19			26	6	6	28	28	2	10	18	52.66	3	18.333
	25	37	24	12		1	33			36	34		10	100.90	19	38.000	
	26	66	40	23		3	63			63	56		23	99.13	31	30.806	
	27	36	15	19		2	34			34	30	1	1	19	104.84	11	34.454
	28	27	12	14	1		27	3	1	26	25	1	1	13	96.23	11	27.090
	29	22	6	11	1	4	21	9	8	17	17	14	10	57.60	4	20.750	
	30	35	13	21	1		35	9	9	34	32		11	21	84.95	13	20.615
	31	40	18	22			38	3	2	40	39	2	11	112.18	10	21.150	
	36	10	7	3			10			10	10		3	175.00	7	30.714	
	37	47	21	24	1	1	45	8	6	45	45	4	16	21	95.00	20	22.750
	38	23	11	7		5	16	4	4	18	18		6	7	106.14	9	31.444
	39	34	17	25		2	31	1		32	31		3	22	105.18	4	17.450
	40	49	19	26	3	1	49	1		45	45		26	92.38	6	34.583	
	41	47	14	33			46	1		47	46		1	31	90.70	9	37.500
	42	69	24	42		3	66	16	15	66	66	9	42	61.76	21	25.047	
	43	72	26	43	1	2	71	8	7	69	67	2	2	43	70.95	15	31.666
	44	37	9	28			35			37	35		2	24	88.16	7	27.928
	45	30	12	18			28	4	1	30	29		13	18	90.05	7	31.285
	46	33	14	19			32	6	6	33	32	3	9	78.37	12	25.500	
	47	2					2			2	2						
	48	26	3	22		1	26	9	9	25	24		7	22	98.22	3	38.000
	49	31	12	19			29	7	1	31	29	2	3	16	89.55	8	32.875
	50	42	14	25	2	1	39	6	1	39	38		24	79.87	13	24.000	
	51	40	16	20	1	3	38	2	1	36	36	1	20	114.40	16	24.156	
	52	63	10	51		2	61	3	3	61	61		50	81.70	7	23.688	
	53	46	14	32			42	3		46	43	2	3	27	50.70	3	22.642
	54	15	3	10	2		14			13	13	2	10	44.80	3	27.616	
55	17	2	14			17	4	1	16	16		13	34.84	1			
58	5	1	4	1		4	1		5	4	1	3	50.00				
59	17	1	15		1	17	7	1	16	16		12	32.33	1			
60	22	6	16			22	10	9	22	22	4	10	14	56.00	6	21.583	
61	39	6	33			39	5		39	39		3	33	80.69	4	15.250	
62	29	2	23	4		29	12	2	25	24		3	24	49.62			
63	17	7	8	2		16	2	1	15	15		1	10	131.00	7	18.142	
64	2					2			2	2							
65	9		9			9	2		9	9		9	35.22				
66	5		5			5	4	3	5	5		1	5	28.30			
67	19	7	12			19	4		19	19	3	11	11	46.00	7	14.285	
2	2	100	13	86		94			99	92	3	3	79	49.08	9	17.777	
	3	28	12	13	1	2	27		25	25	1	3	14	60.92	12	14.216	
	4	30	12	15	3		30	1	27	26			18	73.50	5	38.100	
	5	22	5	16		1	18		21	20		1	15	77.46	4	19.500	
	6	56	30	25		1	56	3	55	55	1	1	22	141.09	30	24.333	
	7	46	27	17	2		45	2	2	43	43		1	17	104.84	23	17.956
	8	58	1	57			54			58	51	3	1	54	42.81		
	9	17		17			17			17	17		16	42.62			
	10	1					1			1	1						
	12	40	18	18	3	1	40	4	2	36	36	1	20	90.60	18	21.205	
	13	52	26	22		4	51			48	48		4	21	162.09	23	21.217
	14	17	5	11		1	17			16	16		9	67.11	4	16.750	
	15	39	18	20		1	38			38	38	1	18	76.23	16	20.656	
	16	12	5	7			11	4	4	12	12		7	44.42	4	21.750	
	17	39	17	21	1	1	39			38	38	1	1	19	88.36	16	37.462
	18	30	16	14			30	2		28	28		13	122.61	14	26.785	
	19	51	27	21	3		51	1	1	48	48	5	18	139.55	27	23.685	
	20	66	21	43		2	65	2	1	64	64		42	74.78	14	26.607	
	21	49	22	27			48	3		49	43		27	64.18	17	22.764	
	22	52	26	25		1	52	6	2	51	50	1	23	104.00	24	23.245	
	23	45	22	20		3	42	1		42	42		20	132.40	20	21.525	
	24	43	20	21	2		43	5	4	41	41		4	21	125.23	20	17.606
25	44	19	25			44	10	8	44	44	2	10	24	79.12	19	16.789	
26	29	8	19	1	1	27	12	1	27	27	2	4	19	42.47	7	20.714	
27	31	7	22		1	31			29	29	1	4	23	67.95	5	18.600	
28	48	21	25	2		48	1	1	46	46		26	110.61	19	21.210		
29	63	17	44		2	63	1	1	61	60	2	39	78.38	13	37.884		

¹For renter - occupied dwelling units and vacant nonseasonal not dilapidated units, for rent.
²For owner - occupied dwelling units and vacant nonseasonal not dilapidated units, for sale only.

HOUSING—BLOCK STATISTICS

Table 3.—CHARACTERISTICS OF HOUSING FOR CENSUS TRACTS, BY BLOCKS: 1950—Con.

Census tract	Block	All dwelling units by occupancy and tenure					All dwelling units by condition and plumbing facilities			Occupied dwelling units			Contract monthly rent ¹		Value ² of one-dwelling-unit structures		
		Total	Owner occupied	Renter occupied	Vacant non-seasonal not dilap., for rent or sale	Other vacant and non-resident	Number reporting	No private bath or dilap.	No running water or dilap.	Total	Number reporting	Persons per room 1.51 or more	Occupied by non-white	Number reporting	Average monthly rent (dollars)	Number reporting	Average value (dollars)
2	30	28	12	16			28	3	1	28	28	1		16	83.06	10	40.650
	31	61	10	50	1		61	7	1	60	59	1	3	47	50.19	3	21.666
	32	60	4	51	2		59	11		55	55	4	1	49	63.83	1	
	33	31	15	13	1	3	30	6	4	28	26		5	12	76.75	13	21.000
	34	38	21	17			38	11		38	38	1	1	16	77.18	17	26.676
	35	43	10	28	1	4	43			38	38			29	79.51	9	28.166
	36	5		5			5			5	3			5	124.00		
	37	41	17	24			40	7	2	41	41	4	8	24	66.70	15	19.400
	38	20	3	17			20	9	9	20	20		9	16	96.43	3	56.666
	40	51	6	41	2	2	51	26	6	47	47	1		42	74.73	3	18.333
	41	31	13	16	2		29			29	29	1	1	18	58.38	9	20.888
	42	19	12	5			18			17	17			5	44.80	12	13.666
	43	35	7	24		2	33	18	17	31	28	3	2	24	42.33	4	10.750
	44	61	12	45	1		61	20	14	57	57	5	16	46	48.43	9	21.833
	45	8		7		1	8	6	6	7	7			7	31.85		
	46	11	1	10			11	1	1	11	11			9	34.44		
	47	10	2	8			10	5	2	10	10	1	5	7	50.42		
	48	22	1	21			20	4	1	22	22	4	2	20	44.30		
	51	4	2	2			4	4	2	4	4			2			
	54	4	1	3			4	4	4	4	4			3	14.33	1	
	55	1					1			1	1						
	61	43	1	42			43	27	27	43	43	7	26	41	21.51	1	
3	1	46	33	12	1		46			45	44		1	11	84.54	28	14.000
	2	48	30	18			48	2		48	48		2	17	79.82	29	14.655
	3	27	21	6			27			27	26			6	94.66	21	14.690
	4	78	59	19			75			76	76	1		17	96.11	53	15.471
	5	40	33	7			40			40	40	1		7	76.85	33	14.781
	6	60	51	9			58	1		60	60			9	86.88	51	16.245
	7	78	26	52			77			78	78			51	64.50	26	16.153
	8	143	4	139			142			143	142		2	137	61.16		
	9	489	6	479	2	2	488	1		485	483	3	11	466	66.35	4	15.000
	11	94	2	91	1		89			93	89	3	3	89	46.70		
	12	63	16	47			62			63	63	1		47	54.74	13	15.307
	13	55	39	15		1	55			54	54			15	56.06	37	14.921
	14	50	38	8		1	49			46	46			10	104.42	36	18.397
	15	51	41	9		1	50			50	50			9	79.33	40	15.112
	16	50	45	5			50			50	50			3	120.00	43	14.406
	17	66	52	12		2	62			64	61		1	3	85.40	46	15.086
	18	91	40	48		1	91			88	88	2		45	74.02	38	15.065
	19	50	23	27		2	50			50	50		2	24	65.66	19	16.263
	20	16	8	4			15			12	12			5	84.40	5	10.600
	21	1				3	1										
	22	191	147	38		6	188			185	183	1		34	100.38	145	15.415
	23	178	102	75	1		177			177	177	4	2	71	56.71	94	13.441
	24	45	24	20	1		44	1		44	43			20	39.95	22	12.740
	25	60	34	25	1		60	5	3	59	58	2		24	56.29	33	12.742
	26	41	33	8			41			41	40			6	72.00	33	14.181
	27	37	20	12			37			37	37			1	100.33	19	14.973
	28	41	21	12		2	41	2		41	41			1	84.50	30	14.366
	29	33	21	12			33			33	33			1	103.72	21	14.380
	30	41	21	8			41			41	41			1	92.12	32	15.203
	31	37	32	5			37			37	37			5	98.20	32	14.640
	32																
	35	34	24	10			33			34	34			9	94.66	21	15.619
4	1	8		8			8			8	8						
	3	11	8	3			10			11	9			3	116.66	8	31.875
	4	10	4	4		1	9			9	8			4	277.50	5	38.000
	6	14	2	14			14			13	13			2		11	38.636
	7	17	15	1			17			17	17			14		14	31.500
	8	17	15	1			17			16	16		1	2		15	32.600
	9				1												
	10	12	7	5			10			12	10			2		6	49.166
	11	4	4				4			4	4					4	49.375
	12	1															
	13	9	8	1			9			9	9			1		8	45.687
	14	29	24	3		4	28			25	25			1		23	37.739
	16	12	4	3	1		12			11	11			3	230.66	8	34.712
	17	7	2	2			6			6	6			5		5	48.600
	19	5	4	1	1		5			5	5			2		4	42.500
	20	13	12	1			13			13	13			1		10	31.200
	22	18	18	1			18			18	18			1		18	33.055
	23	19	7	7			18			19	16			5	188.40	12	27.916
	24	11	10	1			11			11	11		1	1		9	21.222
	25	28	23	4		1	27			27	25			4	207.75	19	28.552
	26	10	8	2			9			10	9			2		6	21.716
	27	7	7				7			7	7					7	24.285
	28	15	8	7			15			15	15	1		6	72.50	8	30.250
	29	6	4	1	1		6	1	1	5	5			5	58.80	1	
	30	8	1	7			8			8	8			8	74.00	1	
	31	8	8				8			8	8			3	70.33	3	
	32	7	6	1			7			7	6			1		5	59.000
	33	7	6				7			6	6			1		6	50.416
	34	8	6		1		7			6	6			7		7	52.857

¹For rent - occupied dwelling units and vacant nonseasonal not dilapidated units, for rent.
²For owner - occupied dwelling units and vacant nonseasonal not dilapidated units, for sale only.

Table 3.—CHARACTERISTICS OF HOUSING FOR CENSUS TRACTS, BY BLOCKS: 1950—Con.

Table with 14 main columns: Census tract, Block, All dwelling units by occupancy and tenure (Total, Owner occupied, Renter occupied, Vacant non-seasonal not dilapidated, for rent or sale, Other vacant and non-resident), All dwelling units by condition and plumbing facilities (Number reporting, No private bath or dilapidated, No running water or dilapidated), Occupied dwelling units (Total, Persons per room (Number reporting, 1.51 or more), Occupied by non-white), Contract monthly rent (Number reporting, Average monthly rent (dollars)), and Value of one-dwelling-unit structures (Number reporting, Average value (dollars)). Rows are grouped by census tract (4, 5, 6, 7).

1For renter - occupied dwelling units and vacant nonseasonal not dilapidated units, for rent.
*For owner - occupied dwelling units and vacant nonseasonal not dilapidated units, for sale only.

HOUSING—BLOCK STATISTICS

Table 3.—CHARACTERISTICS OF HOUSING FOR CENSUS TRACTS, BY BLOCKS: 1950—Con.

Census tract	Block	All dwelling units by occupancy and tenure					All dwelling units by condition and plumbing facilities			Occupied dwelling units			Contract monthly rent ¹		Value ² of one-dwelling-unit structures		
		Total	Owner occupied	Renter occupied	Vacant non-seasonal not dilap., for rent or sale	Other vacant and non-resident	Number reporting	No private bath or dilap.	No running water or dilap.	Total	Persons per room		Number reporting	Average monthly rent (dollars)	Number reporting	Average value (dollars)	
										Number reporting	1.51 or more	Occupied by non-white					
11	67	23	15	6	2	22			21	21			6	133.50	15	20.866	
	68	12	11	1		12			12	12			1		11	22.363	
	70	11	6	4	1	10		1	10	10			4	67.50	6	20.666	
	74	2															
	77	18	13	5		18			18	18			5	65.20	12	16.041	
	78	16	16			16			16	16					14	14.964	
	79	11	8	3		11		1	11	11		1	3	52.33	6	14.333	
	80	24	13	11		24			24	24			11	58.63	10	10.520	
	81	22	4	10		22		12	11	14	14		4	44.00	4	13.000	
	87	8	8			8			8	8					8	221.25	
	90	2															
	91	1															
	92	14								10	10		5	26.12	1		
	94	10	1	9	4	13		7	7	8	8	2	1	5	42.40	3	
	97	11	3	5	2	10				11	11	1	9	95.33	2		
	98	17	7	9	1	16				16	16		9	50.00	5	20.200	
	99	12	4	8		12				12	12		8	126.87	2		
	100	3	2	1		3				3	3		1		2		
	101	4	2	2		4				4	4			41.00	2		
	102	3	2	1		3				3	3		1		1		
12	2	246	8	243	2	1	229	1	1	243	236	2	4	239	58.09		
	3	8					7			8	8				5	29.000	
	4	114	10	1			11			11	10			1	10	26.500	
	5	14	13	1			14			14	14			1	13	32.153	
	6	21	21				21			21	21				21	25.938	
	7	12	10	1			12			12	12			1	11	25.909	
	8	10	7	64		1	67		1	74	69		1	62	9	31.833	
	9	12	12				12			12	11				12	33.291	
	10	11	11				11			11	11				11	88.636	
	11	25	23				25			25	25			2	23	20.000	
	12	7	3	4		7				7	7			4	3	11.666	
	13	11	10	1			11		1	11	11			4	10	26.000	
	14	16	15	1			16		1	16	16			1	15	17.333	
	15	31	24	6			30			30	29			6	23	18.152	
	16	14	14				14			14	14			1	14	34.928	
	17	18	16	1			18			17	17			1	16	30.312	
	18	197	19	177		1	196			196	194		2	174	19	27.157	
	19	10	10				10			10	10				10	21.550	
	20	29	27	2			29			29	29			2	27	18.148	
	21	5	3	2			5			5	5			2	3	19.500	
	22	22	20	2			22			22	22			2	20	16.900	
	23	9	8				9			9	8			8	8	20.375	
	24	18	15	3			18			18	18			3	15	21.333	
	25	40	36	3			39			39	39			3	36	20.277	
	26	16	9	7			15		1	16	15		1	3	8	18.812	
	27	2	2				2		1	2	2				2		
	28	31	25	4	1		30			29	29			4	21	20.547	
	29	19	17	2			19			19	19			2	17	17.352	
	30	6	5	1			6			6	6			1	5	26.000	
	31	27	12	14			24			26	23		1	3	10	17.150	
32	22	14	8			22			22	22			8	14	18.500		
33	24	22	2			24			24	24			2	22	20.295		
34	11	10	1			11			11	11			1	10	22.380		
35	22	19	3			20			20	20			1	18	24.333		
36	20	15	5			20			20	20			5	15	19.300		
37	29	24	3			29			27	27			3	24	19.187		
38	29	23	6			29			29	29			6	22	16.700		
39	1					1			1	1				1			
40	15	1	14			15			15	15		1	14	3	60.85		
41	33	30	3			33			33	33		1	3	30	109.66		
42	32	30	2			32			32	32			2	29	18.793		
43	35	29	6			35			35	35			6	27	18.962		
45	43	36	7			42			43	41		1	7	35	19.114		
46	29	25	3	1		28			28	28		5	5	24	18.895		
47	30	26	4			30			30	30			4	25	17.840		
48	145	21	118	2	4	143			139	137		1	4	25	19.452		
49	28	25	3			28			28	28		2	11	21	19.452		
50	36	33	3			36			36	36			3	24	22.770		
													3	33	25.393		

¹For renter - occupied dwelling units and vacant nonseasonal not dilapidated units, for rent.
²For owner - occupied dwelling units and vacant nonseasonal not dilapidated units, for sale only.

HOUSING—BLOCK STATISTICS

Table 3.—CHARACTERISTICS OF HOUSING FOR CENSUS TRACTS, BY BLOCKS: 1950—Con.

Census tract	Block	All dwelling units by occupancy and tenure					All dwelling units by condition and plumbing facilities			Occupied dwelling units			Contract monthly rent ¹		Value ² of one-dwelling-unit structures		
		Total	Owner occupied	Renter occupied	Vacant non-seasonal not dilap., for rent or sale	Other vacant and non-resident	Number reporting	No private bath or dilap.	No running water or dilap.	Total	Persons per room		Occupied by non-white	Number reporting	Average monthly rent (dollars)	Number reporting	Average value (dollars)
											Number reporting	1.51 or more					
15	1155	1	20	1					21	21					20	24200	
	1160	21	36	2					38	37					33	25281	
	1177	47	42	5					47	47			2		42	26190	
	1188	56	50	6					56	56			4	1662.25	48	21718	
	1195	23	22						23	23			6	1463.3	22	26431	
	2201	33	25	5	1	1			31	29		1	4	1425.0	26	20403	
	2211	18	15	1		1			17	17			1		15	23433	
	2222	28	25	2					28	28			2		24	25250	
	2234	92	84	8					92	92			7	1585.7	84	24435	
	2255	20	17	4					20	20			4	1205.0	16	21312	
	2266	19	20	2					19	19			17		17	20529	
	2288	21	20	1					21	21			1		20	20025	
	2288	33	30	3	1	2			33	33			3	1076.66	30	19710	
	2299	26	24	2	1	2			26	23			5	1250.0	21	21000	
	3011	43	44	7	1	2			41	38			5	1255.0	34	21794	
	3113	30	28	2					30	28			6	1785.0	22	25272	
	3133	6	5						6	6					6	32333	
	3145	24	21	3					24	24			2		20	21555	
	3155	27	24	3					27	27			3	1183.3	23	20869	
	36	28	25	3					28	28			3	1583.3	25	21800	
	37	22	18	2	2				20	20			1		18	20472	
	38	22	22						22	22			1		18	24853	
	39	40	37	3					40	40			3	1420.0	37	26613	
	40	35	32	3					35	35			4		32	26763	
	41	46	40	4	2	2			44	44			4	1715.0	40	23927	
	42	22	19	2	1				21	21			3	1483.3	18	23722	
	43	1															
	44	13	13						13	13					13	22230	
	45	27	26	1					27	27					26	23153	
	46	117	99	10	8				114	109		1	8	1547.5	107	27817	
53	15	15					1	15	15			1		15	23966		
54	12	11	1					12	12			1		15	23100		
55	30	25	5					30	30			5	1208.0	25	22380		
56	13	13						13	13					13	22384		
57	26	24	1	1	1			26	25			4	915.0	24	21187		
58	25	19	4	1	1			23	23			4		23	18275		
59	33	30	1	2	1			31	30			1		29	20917		
60	27	25	2					27	27			2		24	21063		
61	17	13	3	1	1			16	16			3	1150.0	13	22230		
16	1	14	12	1	1			14	13					12	36791		
	4	7	7					7	7			2		6	43833		
	5	9	8	1				9	9			1		8	40625		
	9	7	7					7	7					7	46071		
	10	9	9					9	9					9	44187		
	11	12	11	1				12	12					11	38181		
	12	4	3	1				4	4				1		3	33500	
	13	11	10	1				11	11				1		10	38300	
	14	13	12	1				13	13				1		12	39375	
	15	11	10	1				11	11				1		10	48500	
	16	32	29	2	1			32	31				1		28	37178	
	17	31	30	1				31	31				1		29	26431	
	18	12	12					12	12						12	29666	
	19	35	30	4	10	1		33	33			1	3	2350.0	32	28171	
	20	17	16	1				17	17						16	20812	
	21	10	8		1	1		10	8						6	22750	
	22	33	32	1				33	33						32	33656	
	23	24	23	1				23	23						20	29850	
	24	15	14			1		15	14						14	28478	
	25	36	34	2				36	36		1		1		34	37279	
	26	3	3					3	3						3	48333	
	28	18	17		1			17	17			1			17	38194	
	29	9	9					9	9		1	1			9	35111	
	30	6	6					6	6						6	23333	
31	25	25					25	25						25	23720		
32	10	10					10	10						10	25250		
33	8	7		1			7	7						8	20937		
34	20	14	6				20	20			1	6	651.6	12	31541		
35	22	22					22	22						22	22840		
36	16	15	1				16	15				1		14	23685		
37	20	19	1				20	20				1		19	23500		
38	16	16					16	16						16	26250		
39	14	12	2				13	14				1		12	24583		
40	19	16	1	1	1		19	17						16	25687		
41	23	22	1				23	23				1		21	28595		
42	8	8					7	8						8	44375		
44	9	9					9	9						9	35444		
45	6	6					6	6						6	42916		
46	10	10			1		10	10						9	40833		
47	18	17					18	17						17	38235		
48	22	24	1				22	24				1		18	29850		
49	24	24					24	24			1	1		24	22791		
50	13	11	1	1			13	12						11	22536		
51	19	19					19	19						19	19763		
	132	112		1			129	131		2		109	535.0	17	18705		

¹For renter - occupied dwelling units and vacant non-seasonal not dilapidated units, for rent.
²For owner - occupied dwelling units and vacant non-seasonal not dilapidated units, for sale only.

Table 3.—CHARACTERISTICS OF HOUSING FOR CENSUS TRACTS, BY BLOCKS: 1950—Con.

Census tract	Block	All dwelling units by occupancy and tenure					All dwelling units by condition and plumbing facilities			Occupied dwelling units			Contract monthly rent ¹		Value ² of one-dwelling-unit structures		
		Total	Owner occupied	Renter occupied	Vacant non-seasonal not dilap., for rent or sale	Other vacant and non-resident	Number reporting	No private bath or dilap.	No running water or dilap.	Total	Persons per room		Occupied by non-white	Number reporting	Average monthly rent (dollars)	Number reporting	Average value (dollars)
											Number reporting	1.51 or more					
16	52	26	20	5		1	25	2	25	25			5	7 3.00	15	19,533	
	54	1															
	55	38	37	1			36		38	37					32	22,406	
	56	23	21	2			23		23	21			2		20	28,200	
	57	22	21	1			22		22	21			1		20	24,075	
	58	22	19	3			22		22	22			2		18	25,777	
	59	12	11	1			12		12	11			1		10	24,100	
	60	19	16	3			19		19	19			3	9 3.33	15	17,333	
	61	47	20	27			47		47	47	1	1	3	5 3.25	19	17,947	
	62	20	14	6			20	2	20	20			6	9 3.66	12	16,750	
	63	15	14	1			15		15	15			1		13	17,692	
	64	17	16	1			17	1	17	16			1		13	21,538	
	65	16	12	4			16		16	16			3	12 6.66	6	22,000	
	66	3	2	1			3		3	3					2		
	67	13	12	1			13	1	13	12			1		11	24,727	
	68	18	17	1			18		18	18			1		15	29,200	
	69	39	34	4		1	39		39	36			3	19 3.00	31	30,319	
	17	1	1														
		2	432	90	338	2	2	428	4	428	423	5	5	329	61.31	79	15,555
		3	25	22	3			25		25	25					20	18,350
6		23	18	5			23		23	23				10 1.00	17	16,735	
7		33	21	12			33	3	33	32			12	8 2.08	17	18,970	
8		21	20	1			21		21	21			1		19	15,763	
9		23	20	3			23		23	23			3	11 5.33	20	16,565	
10		35	31	4			35		35	35			3	7 0.33	26	16,634	
11		13	11	1	1		13		12	12			1		11	18,381	
12		7	7				7		7	7					6	17,833	
13		21	18	3			21		21	21			2		18	17,222	
14		3	3				3		3	3					3	13,000	
15		23	6	14	2	1	23	10	20	20		5	15	5 7.46	3	14,000	
16		5	3	2			5		5	5					3	11,833	
18		46	11	34	1	1	45	16	45	45		3	35	5 4.60	4	18,750	
19		26	9	16	1	2	25	6	25	25		1	17	5 4.47	4	9,000	
20		22	6	14	2		21	1	20	20			16	4 1.06	3	21,333	
21		3	2	1			3		3	3					2		
22		13	12	1			13		13	13			1		11	20,072	
23		6	6				6		6	6					6	19,583	
24		129	23	106			127	3	129	125	2	4	97	59.07	16	16,812	
25		39	22	17			39		39	38		1	16	7 1.87	18	21,611	
26		15	14	1			15		15	14					14	20,464	
27		6	4	2			6		6	6			1		4	15,500	
28		14	13	1			14		14	14			1		13	17,384	
29		64	10	50	3	1	63		60	60		5	45	6 5.62	7	17,928	
31		8	1	7			8	3	8	8			5	3 5.20	1		
32		19	7	10	1	1	19	3	17	17		1	10	5 0.00	5	19,200	
33		26	4	22			26	3	26	26			21	9 0.76	2		
35		1					1		1	1					2		
36		36	18	18			35	3	36	36	1	1	18	5 8.11	12	11,583	
37		7	6	1			7		7	7			1		6	14,000	
38		46	14	32			46		44	44		3	31	5 0.45	13	15,500	
39		13	9	3		1	13		12	12		1	3	9 1.66	8	14,312	
40		16	11	5			16		16	16			4	6 1.75	9	17,666	
41		23	20	3			23		23	22			3	8 5.66	17	17,588	
42		18	16	2			18		18	18			2		13	20,846	
43		131	14	117			131	1	131	127		1	114	6 3.00	13	17,384	
44		35	25	9		1	35	1	34	34		2	8	8 1.62	24	15,037	
45		34	30	3	1	1	33	1	33	33			4	6 7.50	30	18,273	
46		17	12	5			17		16	16			3	7 6.66	9	15,888	
47		28	21	7			28	4	28	28			7	7 0.00	16	15,218	
48		61	17	42	2		61	2	59	57		1	44	5 9.63	6	13,000	
49		9	7	2			9		9	9			1		6	11,500	
50		15	14	1			15		15	15			1		13	11,769	
51		18	17	1			18		18	18			1		14	15,071	
52		19	17	1		1	19		19	18			1		17	13,911	
53		22	14	8			21		22	22			8	6 0.00	14	14,857	
54		145	127	14	3	1	144	1	141	141		1	12	8 6.66	121	12,237	
55		22	16	5	1		22		21	21			6	5 9.50	15	15,000	
56		25	14	10		1	25		24	24			10	5 8.60	10	12,800	
57		14	12	1		1	14		13	13			1		11	11,636	
58		5	3	2			5		5	5			2		2		
61		22	21	1			22		22	22			1		18	17,583	
62		25	23	1			25		25	23			2		22	16,500	
63	20	15	5			20		20	18			3	9 8.00	15	15,900		
64	20	17	2		1	20	1	19	19			2		14	15,328		
65	18	13	5			18		18	17			5	5 7.40	13	18,000		
66	11	10	1		1	11	2	10	10					8	17,250		
67	84	46	38			84		84	83		1	35	5 0.20	40	14,127		
69	48	47			1	48		47	47					48	12,729		
18	6	37		37		36		37	37								
	7	63	51	12		63		63	61		1	12	5 6.16	50	21,268		
	8	1															
	9	93	17	67	9		88	1	84	82		2	3	64	10 0.56	21	19,714

¹For renter-occupied dwelling units and vacant nonseasonal not dilapidated units, for rent.
²For owner-occupied dwelling units and vacant nonseasonal not dilapidated units, for sale only.

HOUSING—BLOCK STATISTICS

Table 3.—CHARACTERISTICS OF HOUSING FOR CENSUS TRACTS, BY BLOCKS: 1950—Con.

Census tract	Block	All dwelling units by occupancy and tenure					All dwelling units by condition and plumbing facilities			Occupied dwelling units			Contract monthly rent ¹		Value ² of one-dwelling-unit structures		
		Total	Owner occupied	Renter occupied	Vacant non-seasonal not dilap., for rent or sale	Other vacant and non-resident	Number reporting	No private bath or dilap.	No running water or dilap.	Total	Persons per room		Number reporting	Average monthly rent (dollars)	Number reporting	Average value (dollars)	
											Number reporting	1.51 or more					Occupied by non-white
18	10	56	39	11	6	56			50	50		12	8 5.08	43	24,667		
	11	56	31	25		56			56	56		24	5 8.70	31	20,580		
	13	6	6			6			6	6				6	46,166		
	14	8	8			8			8	8				8	40,500		
	15	47	30	17		47			47	47					29	26,120	
	16	74	39	35		73			74	73		1	69.31	38	20,194		
	17	24	21	3		24			24	23		2	70.96	21	19,047		
	18	30	30			29			30	29					30	21,200	
	19	51	39	12		51			51	51					36	21,236	
	20	76	36	38		75			74	72		2	66.50	35	21,714		
						2											
	21	124		122	1	1	123			122	122	1	4	11.6	28	26,678	
	22	30	29	1		30		3	1	30	30		1		8	32,375	
	23	8	8			8				8	8				6	34,083	
	25	8	7		1	8				8	8						
	26	225		223	2		221			223	227	2	4	61.02	59	19,618	
	27	240	1	237	2		232			238	277	29	5	62.76	35	20,828	
	28	76	63	13		76				76	75		1	107.50	10	7,809	
	29	58	36	22		57				58	58				10	22,300	
	30	14	12	2		13		3	3	14	14		1		12	1,666.6	
	32	44	22	22		43		2		44	43		1	65.33	12	16,666	
	33	14	10	3		14				13	13		2		10	16,350	
	34	3	3			3		1		3	3		1		3	20,000	
	35	82	72	8		81				80	77		8	90.37	69	17,526	
	36	31	3	28		31				31	30		3	62.57	2		
	38	164	65	98	1	164		5	4	163	163	3	10	65.88	54	16,870	
	40	20		18		20		2	2	18	18		1	46.23	17		
	41	1				1				1	1		1		1		
	42	58		58		55		1	4	58	58		1	53.07	3		
	43	237	4	232	1	234				237	235		2	61.80	1	6,833	
	44	56	1	55		55				56	56		1	94.34	1		
	48	13	2	11		13		13	13	13	13		12	23.10	2		
	49	227	6	219	2	216		2	2	227	225		4	66.30	1		
	50	36	2	33	1	35				35	35		3	54.00	1		
	51	28	9	19		27				28	27		18	67.66	4	12,625	
	52	9	1	8		9				9	9		8	68.75	1		
	54	28		28		26				28	28		28	51.50			
	19	1	23	21	2		23			23	23						
		3	22	19	2		22			22	22				20	14,900	
		4	26	23	3		26		1	26	26				19	19,236	
		5	21	19	2		21			21	21			74.66	22	17,590	
		6	19	16	3		19			19	19		1		17	17,117	
7		28	21	7		28		4	2	28	28			14	16,571		
8		5	4	1		5		2	2	5	5			16	16,318		
10		7	6			7				7	7			2			
11		35	30	5		34				35	34			5	17,900		
12		33	24	9		33				33	34		5	69.50	29	12,103	
														9	76.11	24	13,250
13		35	26	8	1	35				34	34			7	70.71	27	14,500
14		35	25	10		35				35	34		10	66.50	24	12,104	
15		26	24	2		25				26	26				24	13,375	
16		14	13	1		14				14	14		1		13	17,538	
17		20	17	3		20				20	20				16	15,750	
19		20	20			20				20	20			59.33	18	14,972	
20		25	14	11		25				25	25				13	16,615	
21		9	1	8		9		2		9	9		11	62.54	13		
22		4	4			4				4	4		1	63.71	1		
															4	13,375	
24		59	45	13		59				58	58				30	13,463	
25		54	37	17		52				54	53		13	64.15	44	12,420	
26		37	28	9		37				37	37		16	60.75	37	11,472	
27		33	24	9		33				33	33		9	69.77	27	12,240	
28		26	24	2		26				26	26		9	64.88	23	11,695	
29		34	30	4		33				34	34		2		24	13,883	
30		16	11	4		16		1		16	16		4	117.50	30	13,316	
31		12	8	4		12				12	12		4	49.50	7	14,500	
32		24	22	2		24		4		24	24		4	114.25	8	17,625	
33		37	31	5		37				36	36		2		19	17,105	
															31	12,112	
34		33	26	6		33				32	32		1	61.50			
35		58	44	14		57		4	1	58	58		4	57.25	25	12,560	
36		53	36	16		53				53	52		14	62.07	40	11,587	
37		12	9	3		12				12	12		14	58.78	34	11,779	
38		31	20	11		31				31	31		2		8	18,625	
39		37	6	31		37				37	37		11	71.63	17	17,352	
40		7				7				7	7		29	47.72	6	13,833	
41		13	13			13				13	13				7	14,071	
42		31	28	2		31				30	30		1		13	13,115	
43		1				1				1	1				28	15,642	
44		27	23	3	1	27				26	26						
45	31	28	3		31		1	1	31	31		3	83.33	24	13,604		
46	45	38	7		45		2		45	45		6	81.66	27	16,388		
47	45	33	12		45				45	45		3	87.83	37	15,324		
48	55	43	12		55				55	55		12	65.00	42	14,190		
49	26	19	7		26				26	26		3	61.00	22	15,931		
50	26	15	11		26				26	26		3	85.00	19	16,026		
51	26	24	2		26				26	26		9	66.44	13	15,269		
52												2		24	14,270		

¹For renter-occupied dwelling units and vacant nonseasonal not dilapidated units, for rent.
²For owner-occupied dwelling units and vacant nonseasonal not dilapidated units, for sale only.

Table 3.—CHARACTERISTICS OF HOUSING FOR CENSUS TRACTS, BY BLOCKS: 1950—Con.

Census tract	Block	All dwelling units by occupancy and tenure					All dwelling units by condition and plumbing facilities			Occupied dwelling units			Contract monthly rent ¹		Value ² of one-dwelling-unit structures		
		Total	Owner occupied	Renter occupied	Vacant non-seasonal not dilap., for rent or sale	Other vacant and non-resident	Number reporting	No private bath or dilap.	No running water or dilap.	Total	Persons per room		Occupied by non-white	Number reporting	Average monthly rent (dollars)	Number reporting	Average value (dollars)
											Number reporting	1.51 or more					
19	53	25	15	10		21			25	21			7	7 0.71	10	14.950	
	55	22	4	18		22			22	22	1	1	17	8 6.23	4	19.000	
	56	23	18	5		23			23	23			5	9 8.00	18	16.500	
	57	46	40	6		46			46	46			4	8 8.75	38	15.736	
	58	68	24	42		68			66	66	1		42	5 8.11	22	13.795	
	59	36	29	6		36			35	35			6	8 7.33	29	15.534	
	60	31	29	1		31	1	1	30	30			1		29	14.724	
	61	33	26	3	2	32			29	29			5	7 1.60	25	14.452	
	62	18	15	2		18			17	17			2		14	15.821	
	63	7	6	1		7			7	7			1		5	15.800	
	64	3		3		3			3	3			3	22.00			
	65	49	25	22	2	49	3	3	47	47	3	1	22	5 3.31	23	17.217	
	66	25	24	1		25			25	25			1		24	18.625	
	67	38	24	13	1	38			37	36			13	5 6.00	23	15.908	
	68	41	32	9		41	1		41	41			9	8 0.55	31	17.161	
	69	27	24	3		27	2	2	27	27			2		22	15.931	
	70	33	24	9		32	1		33	32			8	7 5.87	21	17.452	
	71	42	37	2		42	3		39	39			1		34	17.079	
	72	48	43	5		48			48	48			5	7 7.50	40	16.925	
	73	45	24	5	16	45	1	1	29	29			5	10 5.00	36	16.763	
	74	6	6			6			6	6					5	12.100	
	75	83	1	82		83	1	1	83	83		2	78	5 0.65	1		
	76	24	22	2		24			24	24			2		22	17.550	
	77	22	19	3		22		1	22	22			3	7 0.00	18	19.222	
	78	35	28	7		34			35	35			7	8 2.85	27	16.870	
	79	43	36	7		43			43	43			6	9 2.33	36	17.777	
	80	23	23			23			23	23					23	18.000	
	81	24	24			24			24	24					24	18.666	
	83	1				1											
	86	28	24	4		28			28	28			4	9 1.25	24	19.583	
	87	36	27	9		35			36	36			9	7 3.55	25	15.560	
	88	55	46	9		55			55	55			9	7 2.22	43	15.418	
	89	12	10	1	1	12			11	11			1		11	15.545	
	90	33	27	6		32		2	33	31		1	5	6 5.20	20	19.000	
	91	32	14	17	1	30		1	31	31			18	5 7.16	12	19.500	
	92	7	7			7			7	7					7	17.857	
20	1	48	1	47		47		1	48	48		1	46	4 2.10			
	2	258	3	255		252		1	258	252		1	247	8 9.73	1		
	3	21	13	8		21			21	21			1	8 8.12	11	23.272	
	4	15	14			14			14	13					13	35.769	
	9	33	28	3		33		1	31	31		1	2		27	23.925	
	10	23	23			22		2	23	23					23	24.565	
	11	65	19	46		63		2	65	63			42	6 4.21	14	20.964	
	12	1				1											
	13	140	13	126	1	131			139	136		3	124	5 5.44	11	18.818	
	14	81	28	52	1	80		2	80	80		1	50	6 7.88	23	17.173	
	15	61	23	38		60			61	61			38	6 1.94	19	15.447	
	16	31	26	5		31			31	31		1	2	7 6.40	25	19.120	
	17	31	29	2		30			31	31			2		28	24.250	
	18	20	17	1	2	20			18	18			2		18	24.611	
	19	3	2	1		3			2	2					3	16.166	
	20	5	4	1		5			5	5			1		4	30.000	
	21	33	29	3	1	33			32	31			3	7 7.66	28	26.285	
	22	73	14	59		70			73	72		1	55	6 5.21	10	21.000	
	23	108	22	83	2	107		1	105	104		2	82	5 8.40	18	20.361	
	24	8	6	2		8		2	8	8			2		5	23.400	
	25	47	36	11		47		3	47	47			11	5 8.63	30	13.466	
	26	187	54	130		185		3	184	184			121	6 6.26	44	14.965	
	27	19	18	1		19			18	17			16	4 8.12			
	28	43	23	19		43			42	42		1	19	6 1.26	19	31.105	
	29	15	13	2		14			13	13					15	28.500	
	30	97	33	61		97		3	94	94		4	55	5 9.90	30	31.950	
	31	51	43	8		51			51	51			8	8 6.87	40	17.025	
	32	56	33	22		56			55	54		1	22	6 6.72	31	14.000	
	33	52	33	18	1	52		1	50	50			19	8 1.84	28	14.064	
	34	54	47	5		54		2	52	52			5	9 0.20	45	18.800	
	35																
	36	11	8	2		11			10	10		1	1		6	18.833	
	37	5	4			5			4	4					4	30.000	
	38	19	15	4		19			19	19			3	9 1.66	12	23.291	
	39	56	51	5		56			56	56			5	9 0.80	50	18.600	
	40	39	30	9		39			39	39		1	8	8 3.75	24	14.229	
	41	30	25	5		30			30	30			5	9 6.60	23	18.456	
	42	37	33	4	1	37		1	36	36			5	8 3.00	30	17.733	
	43	10	7	3		10			12	12			2		9	22.777	
	44	12	12			12			12	12			1		6	31.666	
	45	7	7			7			7	7					7	20.357	
	46	50	35	12	2	50		4	47	47		1	9	8 4.11	32	16.681	
	47	38	27	10	1	36		3	37	35			7	6 8.57	22	17.613	
	49	19	12	7		19		3	19	19			6	8 3.33	10	17.600	
	50	18	15	3		18			18	18			3	6 1.66	15	16.866	
	51	36	30	5		36		1	35	35		1	4	12 8.25	28	20.375	
	52	12	10	2		12			11	11			5	9 5.00	3	27.666	
	53	13	4	7		13		1	12	12			5		1	25.300	
	54	6	5	1		6			6	6			1		5	21.000	

¹For renter - occupied dwelling units and vacant nonseasonal not dilapidated units, for rent.
²For owner - occupied dwelling units and vacant nonseasonal not dilapidated units, for sale only.

HOUSING—BLOCK STATISTICS

Table 3.—CHARACTERISTICS OF HOUSING FOR CENSUS TRACTS, BY BLOCKS: 1950—Con.

Census tract	Block	All dwelling units by occupancy and tenure					All dwelling units by condition and plumbing facilities			Occupied dwelling units			Contract monthly rent ¹		Value ² of one-dwelling-unit structures	
		Total	Owner occupied	Renter occupied	Vacant non-seasonal not dilap., for rent or sale	Other vacant and non-resident	Number reporting	No private bath or dilap.	No running water or dilap.	Total	Persons per room		Number reporting	Average monthly rent (dollars)	Number reporting	Average value (dollars)
											Number reporting	1.51 or more				
20	55	2														
	56	15	13	1		1	15		14						13	18,884
	57	17	16	1			17		17					1	15	17,900
	58	3	2	1			3		3					1	2	
	59	22	21	1			22		22						19	17,157
	60	38	35	3			38	2	38				3	64.33	31	17,922
	61	25	16	8	1		25		24				6	53.33	14	19,144
	62	47	31	16			46		47				14	64.07	27	16,377
	63	44	31	12	1		44	5	43	5			10	54.20	30	15,750
	64	3	2		1		3		2						3	46,666
	65	4	4				4		4						4	24,125
	66	37	31	6			37	1	37				4	60.00	26	17,826
21	1	1														
	2	25	22	2	1		24		24						22	16,754
	3	31	30	1			31		31						28	19,303
	4	28	23	5			25		28		1			4	4	15,176
	5	54	30	24			54		54				24	79.50	17	17,448
	6	41	24	17			41		41				17	49.25	27	14,976
	7	40	25	15			40	3	40				15	61.94	21	14,976
	8	46	38	7		1	45		45				7	59.20	20	14,775
	9	38	33	5		1	38	2	38				5	75.00	35	13,951
	10	16	13	3			16	1	16				3	65.60	31	14,293
	11	7	5	1	1		6	1	6				2	62.00	9	15,500
	12	5	4	1			5		5						4	19,375
	13	17	12	5			17		17						3	18,833
	14	15	10	5			14	3	15					108.40	11	16,090
	15	45	8	34		3	45		42				5	89.00	8	13,062
	16	3	1	2			3		3				3	57.03	7	11,828
	17	48	27	21			48	5	48		1		2		2	
	18	43	30	13			43	6	43				13	57.25	22	13,204
	20	45	29	16			45	4	45				15	71.61	22	15,772
	21	18	18				17		18				15	75.33	27	14,333
	22	40	22	18			40		40				17	41.36	15	
	23	66	46	18	1	1	66		64		1		19	55.70	19	13,210
	24	50	36	14			50	5	50				19	67.05	34	13,167
	25	47	41	6			47		49		1		13	66.53	28	13,803
	29	145	23	122			144	1	145				5	89.00	36	14,208
	30	102	44	58			100	2	102	1			115	57.77	20	15,865
	31	77	20	56	1		76	5	76	3			5	52.55	35	12,957
	32	123	23	35	65		121	4	121				54	51.78	16	11,331
	33	66	45	19		2	65	4	64		4		99	82.57	16	13,843
	34	84	32	51	1		82	5	83		4		17	76.47	40	14,200
	35	48	24	23	1		47	4	47				51	53.01	24	16,416
	36	3	1	1			3		3				23	56.52	17	15,970
	37	12	11	1			12	1	12				1		2	
	38	41	29	12			40	1	41				1		10	18,550
	39	33	28	5			33	4	33				12	65.75	24	15,833
	40	126	29	96	1		125	2	125				5	61.20	21	14,666
	41	84	2	78	1		81		83		1		94	53.85	27	15,233
	43	365	7	31			35		35				58	63.27	22	16,545
	44	36	3	31			33		34		1		78	53.67	1	
	45	16	6	8	1	1	16	2	14				29	56.96	3	17,333
	46	51	40	9	2		51	3	49				9	56.66	4	17,500
	47	56	30	26			54		56				9	67.22	34	16,085
	48	99	29	69		1	98		98		6		28	48.78	21	14,285
	49	88	29	59			88	1	88				69	48.31	20	12,700
	50	74	37	37			74	2	74		1		55	63.47	21	13,823
	51	90	27	58	3	2	90	1	85				34	60.58	30	13,866
	52	37	29	7	1		36		36				59	69.72	18	12,611
	53	18	5	13			18	1	18				7	60.00	29	11,534
	54	44	28	15		1	43		43				13	62.69	3	15,333
	55	16	11	5			16	1	16				14	69.78	21	12,214
	56	138	31	107			136	4	138				5	61.60	9	12,500
	57	72	22	50			72	3	72				9		2	
	58	71	52	16	3		71	5	68				43	56.84	25	12,360
	59	90	43	47			90	1	90				17	56.16	18	13,694
	60	39	29	8	1	1	39		37				46	65.70	46	12,586
	62	88	74	12	1	1	88		86				8	52.91	34	13,735
	63	64	56	8			62		64		3		8	59.25	29	16,931
	64	17	15	1			17	1	16				12	60.00	68	15,257
	65	8	7				8		7				6	60.00	52	15,851
	66	45		45			45	1	45				1	83.16	15	17,866
	67	80	41	39			80		80				43	61.60	7	20,142
	69	75	54	20		1	75	2	74				37	59.02	43	
	71	81	16	63		2	81		79				2	61.40	38	17,131
	72	13	11	2			13	1	13				20	89.05	43	17,232
	73	63	43	18	2		63		61				60	55.55	7	18,714
	74	116	85	28	2		113		113				2		9	17,888
	75	64	50	13	1	1	63		63				19	71.15	36	14,397
	76	36	30	3			36	1	36				28	67.75	66	12,954
	77	71	32	36		3	70		68				13	64.53	44	12,634
	78	46	26	19	1		46	12	45				6	77.16	27	12,407
	80	42	32	10			41	7	45				35	64.20	19	11,894
	81	60	52	6	2		58	2	58				20	63.45	20	12,000
													9		26	12,615
													7	65.00	46	12,750

¹For renter - occupied dwelling units and vacant nonseasonal not dilapidated units, for rent.
²For owner - occupied dwelling units and vacant nonseasonal not dilapidated units, for sale only.

HOUSING—BLOCK STATISTICS

Table 3.—CHARACTERISTICS OF HOUSING FOR CENSUS TRACTS, BY BLOCKS: 1950—Con.

Census tract	Block	All dwelling units by occupancy and tenure					All dwelling units by condition and plumbing facilities			Occupied dwelling units			Contract monthly rent ¹		Value ² of one-dwelling-unit structures	
		Total	Owner occupied	Renter occupied	Vacant non-seasonal not dilap., for rent or sale	Other vacant and non-resident	Number reporting	No private bath or dilap.	No running water or dilap.	Total	Persons per room		Number reporting	Average monthly rent (dollars)	Number reporting	Average value (dollars)
											Number reporting	1.51 or more				
24	1	48	42	6					48	48		1	5	71.83	39	14,384
	2	45	14	30		1	48	1	44	44		1	27	65.25	10	14,150
	3	44	28	16					44	44			16	73.43	20	13,125
	4	2														
	5	47	33	14					47	47			14	59.71	26	13,769
	6	27	17	8	2				27	25			10	72.30	12	12,416
	7	42	19	21	1	1			42	13	3		21	63.14	12	13,416
	8	51	32	18					51	6			19	66.15	23	12,260
	9	6	3	3	1				6	6			3	70.00	3	14,666
	10	44	28	16					44	6	3	1	16	59.12	20	14,550
	11	31	25	6					31	31	1		6	68.00	19	14,389
	12	16	15	1					16	16			1		13	16,692
	14	21	13	8					21	2			6	60.83	11	12,863
	15	44	29	15					44	1			15	64.46	26	13,173
	16	24	11	13					24	7	3		13	62.69	6	13,500
	17	5	4	1					5	5			1		3	14,333
	18	33	15	17		1			33	2			17	78.05	9	12,000
	19	51	19	27	2	3			47	16	1		28	64.28	13	13,500
	20	77	31	40		3			65	8			39	61.51	26	13,419
	21	52	36	16	3				52	4	2		15	66.13	29	14,706
	22	7	5	2					7	7			2		4	17,000
	23	41	26	14	1				41	2		1	11	67.09	21	14,047
	24	42	29	13					41	2	1	3	12	75.33	26	12,692
	25	55	33	20		2			51	1		7	18	72.16	28	13,107
	26	41	15	25					40	4		1	24	75.45	8	14,187
	27	77	11	63	1	2			73	2		1	60	67.45	4	13,875
	28	69	41	25		3			67	14		5	25	66.68	27	13,092
	30	67	55	11	1				66	10			11	62.36	43	12,802
	31	76	35	38	3				76	6		6	38	63.15	27	13,629
	32	12	9	3					12	1	1	2	3	59.66	8	17,312
	33	25	18	6	1				24	23			5	66.00	19	17,794
	34	58	22	35		1			57	56		2	32	65.93	14	13,071
	35	130	12	116		2			128	7	1	3	110	60.24	6	13,833
	36	37	32	5					36	36			4	80.50	24	15,166
	37	97	54	41	2				92	10	2	13	29	63.71	44	14,215
	38	50	34	16					48	5		1	31	57.07	26	15,057
	39	53	29	22		2			52	1			24	74.19	21	12,780
	40	23	6	17					23	23			15	58.60	4	12,000
	41	8	2	6					8	8	1		5	39.00	2	
	25	2	47	33	13				46	46	1	1	13	63.23	27	17,533
		3	24	21	3				24	24			3		20	17,775
4		10	6	3		1		9	7			2	143.33	5	17,460	
5		7	6	1				7	7			1		4	24,500	
6		33	23	10				33	33			9	78.88	19	17,526	
7		46	29	16				46	45			15	61.73	28	15,500	
8		21	17	4				21	21	1		4	61.50	10	13,250	
9		117	53	62		2		115	6	1	2	3	55	57.78	48	13,541
10		26	8	18				25	3			1	17	60.29	6	11,333
11		78	35	43				77	6	1		2	41	69.68	29	14,124
13		68	43	21	4			67	8			3	23	77.78	31	14,806
14		32	25	6	1			32	30			6	6	72.50	24	19,145
15		31	29	1		1		30	30			1	1		29	17,682
16		55	35	20				55	53			4	20	79.65	30	15,000
17		58		57	1			57	54			2	52	48.80		
18		2														
20		61	23	38				59	1			1	35	66.22	16	14,937
21		44	8	36				42	42			2	4	50.25	6	13,166
23		73	44	28		1		70	3			1	26	71.50	37	16,391
24		32	26	6				30	30			1	3	114.00	23	17,956
25		66	61	4		1		63	63				2		53	19,150
26		29	4	25				29	29			1	24	58.66	4	15,500
27		45	35	9		1		45	44				9	126.11	32	19,384
28		95	30	64		1		95	2	1		2	63	60.12	26	16,646
29		56	46	10				56	6				10	72.30	39	13,923
30		2														
31		3	2	1				3	3				1			
32		72	17	55				72	5				53	52.50	10	14,250
33		138	29	108		1		136	6	2			106	57.09	20	12,550
34		88	44	44				88	7			2	43	73.97	34	14,500
35		20	8	12				19	5				12	71.08	6	12,916
36		53	31	21	1			50	50				19	71.73	24	14,687
39		381	36	339	4	2		375	3	1		3	325	60.25	22	15,318
40		132	60	71		1		125	9			7	67	60.35	40	14,562
41		96	36	58		1		96	7	1		3	55	58.54	24	12,895
42		124	28	94	1	1		120	5	1		2	3	59.82	22	12,113
43		190	26	161	1	1		190	2			3	18	42.10	23	16,434
44		47	25	13	2	9		46	2			10	11	62.09	23	16,478
45		24	20	4				24	24			3	4	72.75	20	16,025
46		116	60	53		3		102	3			3	52	62.42	38	13,315
47		32	21	10	1			31	2				11	63.81	16	14,718
48	55	38	16	1			54	2				16	71.43	32	14,890	
49	73	52	21				72	9			2	38	59.85	43	14,274	
50	56	21	32				56	2				31	53.03	18	13,972	
51	46	33	13				46	14			2	27	60.38	27	14,185	
52	21	10	11				19	4	1			10	64.40	6	12,500	

¹For renter - occupied dwelling units and vacant nonseasonal not dilapidated units, for rent.
²For owner - occupied dwelling units and vacant nonseasonal not dilapidated units, for sale only.

Table 3.—CHARACTERISTICS OF HOUSING FOR CENSUS TRACTS, BY BLOCKS: 1950—Con.

Census tract	Block	All dwelling units by occupancy and tenure					All dwelling units by condition and plumbing facilities			Occupied dwelling units			Contract monthly rent ¹		Value ² of one-dwelling unit structures		
		Total	Owner occupied	Renter occupied	Vacant non-seasonal not dilap., for rent or sale	Other vacant and non-resident	Number reporting	No private bath or dilap.	No running water or dilap.	Total	Persons per room		Number reporting	Average monthly rent (dollars)	Number reporting	Average value (dollars)	
											Number reporting	1.51 or more					Occupied by non-white
25	53	32	4	28		32			32	32	2	5	27	54.22	3	171.66	
26	1	26	24	1	1	26			25	25			1		23	45.521	
	4	14	13	1		14			14	14					12	43.233	
	5	12	11	1		12			12	12			1		11	38.454	
	6	20	19	1		19			20	19			1		18	34.055	
	7	14	12	2		13			14	14		2	1		12	37.250	
	8	11	9	2		11			11	11			1		9	38.888	
	9	14	14			14			14	14			1		14	33.214	
	10	22	19	3		22			22	22			1		19	29.921	
	11	11	11			11			11	11					11	37.090	
	13	19	17	1		19			18	18					17	31.382	
	14	37	34	2		36			36	35			2		33	25.272	
	15	33	29	4	1	31			31	31			2		20	23.825	
	16	24	20	4		24			24	23			3	146.66	18	23.055	
	17	34	28	6	1	34			32	31			4	265.00	27	25.685	
	18	19	17	1	1	19		2	18	18		2	4		17	23.911	
	19	16	13	3		16			16	16			2		13	28.076	
	20	34	30	3	1	32			33	32			2		30	21.216	
	21	18	15	2		14			17	17			1		14	31.428	
	22	10	10			10			10	10					10	33.000	
	23	36	34	2		36			36	35			2		32	25.250	
	24	14	13	1		14			14	14			1		12	29.083	
	25	17	16	1		16			16	16					16	43.093	
	30	10	10			10			10	10					10	43.500	
	31	10	10			10			10	10					10	36.450	
	32	31	28	3	1	31			28	27					28	30.232	
	33	7	6	1		7			7	7			1		4	28.125	
	34	7	7			7			7	7					7	40.000	
	35	17	17			17			17	17					17	31.529	
	36	10	10			10			10	10					10	45.500	
	37	13	13			13			13	13					13	39.615	
	27	2	169	54	113	2	165	1		167	160	2	3	106	73.20	46	14.619
		3	34	27	32		33	2		34	31			30	61.96	1	
		4	163	156	10		165	1		163	162		2	150	57.78	6	14.666
		5	9	8	1		9	4		9	9			10	65.90	20	15.975
		6	169	31	129	5	168	60		160	159	8	2	128	91.25	5	10.200
		7	152	88	60	2	144	48	1	148	142	1	2	42	63.14	23	13.608
		8	49	43	6		44	10	3	43	43			48	72.35	64	14.070
9		11	10	1		11	1		11	11			6	89.56	36	15.480	
12		103	34	69	1	103	16		103	103	6		6	83.77	22	20.545	
13		153	32	118	2	153	18		150	147	6		3	114	65.22	18	18.277
14		88	16	70	2	86	3		86	84			4	65	58.22	18	18.107
15		53	10	43		50	17	1	53	50	7		7	60.14	7	11.428	
16		39	17	21		37	2		38	36			1	21	77.23	15	12.400
17		174	22	149	2	169	2		171	166	2		4	144	61.01	14	14.964
18		436	5	425		413	6		430	423	2		8	408	70.75	17	18.941
20		73	20	52		72	1		72	71			1	51	65.45	17	18.941
21		101	46	55		99	23		101	97			1	53	80.83	31	18.241
22		44	35	9		44	1		44	44				8	98.37	29	15.922
23		36	31	4		36	1	1	35	35				3	50.00	29	16.231
25		99	57	41		98	4	2	98	97	2	2	40	65.12	50	16.492	
26		95	42	49	3	94	2		91	90	1	2	48	72.83	34	15.617	
27		41	25	15		41	1		40	40			15	82.33	18	16.511	
28		74	44	27	2	73	4		71	68	3	2	27	89.77	35	15.745	
29		102	32	65	1	100	5		97	95	3	3	65	77.07	20	18.745	
31		55	5	50		55	5		55	54			11	61.48	4	16.645	
32		247	8	234	3	247	1	1	242	242	5	11	23	57.30	4	22.230	
34		58	19	39		58	1		58	58			1	37	47.62	16	16.350
35		57	45	12		57	2		57	55			1	11	11.81	41	17.160
36		64	35	27	2	64	5	3	62	62			1	27	76.62	29	17.106
37		214	115	94	4	208	1	1	209	203			5	87	80.63	94	16.634
38		155	77	74	1	154	5	1	151	150	4		1	70	76.61	67	15.686
39		74		72	1	73			72	72				73	79.73		
28		1	26	16	8		25			24	24		2	7	68.14	14	11.857
		2	83	38	45		83	2		83	82		2	3	69.27	32	14.750
		3	91	42	47		90	4		89	87			43	68.71	29	13.896
		4	39	22	16		38	1		38	37			16	117.62	16	19.906
		5	353	15	316	1	352	2	2	331	322			304	71.76	15	14.900
	6	45	21	23		45	2		44	44			22	72.40	14	15.221	
	7	78	20	58		76	2		78	76			1	55	60.61	14	13.878
	8	112	1	111		111	1	1	112	105	3		105	61.98	30	12.183	
	10	76	46	29	1	75	10	2	75	73	4	17	27	62.18			
	11	4		3	1	4		1	3	3			4	82.00			
	12	29	5	23		29			28	27			1	23	82.69	2	
	13	346	29	306	6	337	54		335	331	26	38	305	46.75	20	14.225	
	14	257	55	197	5	256	37	2	252	248			196	71.21	42	13.000	
	15	329	38	281	10	323	17		319	317			281	61.06	31	14.809	
	17	23	3	20		23			23	23			19	42.78	2		
	18	91	9	80	1	84	3		89	88			81	57.97	2		

¹For renter - occupied dwelling units and vacant nonseasonal not dilapidated units, for rent.
²For owner - occupied dwelling units and vacant nonseasonal not dilapidated units, for sale only.

HOUSING—BLOCK STATISTICS

Table 3.—CHARACTERISTICS OF HOUSING FOR CENSUS TRACTS, BY BLOCKS: 1950—Con.

Census tract	Block	All dwelling units by occupancy and tenure					All dwelling units by condition and plumbing facilities			Occupied dwelling units				Contract monthly rent ¹		Value ² of one-dwelling-unit structures	
		Total	Owner occupied	Renter occupied	Vacant non-seasonal not dilap., for rent or sale	Other vacant and non-resident	Number reporting	No private bath or dilap.	No running water or dilap.	Total	Persons per room		Occupied by non-white	Number reporting	Average monthly rent (dollars)	Number reporting	Average value (dollars)
											Number reporting	1.51 or more					
28	19	168	6	160		2	164	8	7	166	163	4	5	150	52.04	4	27.500
	20	385	13	369		2	378	12	2	378	368	13	11	345	49.41	2	
	21	55	2	51	2		52	2		53	52	1	3	50	57.98		
	22	39	8	30			37			38	37			29	73.55		
	23	362	43	314	5		354	42	1	357	353	18	10	304	52.40	14	13.635
29	1	28	14	13	1		20			27	27		14	8	78.25	11	14.400
	2	127	58	69			117	1	1	127	127	3	84	66	64.43	36	12.411
	3	66	37	29			65			66	65		46	28	53.89	27	13.870
	4	105	32	66	2	3	100	13		100	93	6	63	68	57.89	17	14.123
	5	91	44	45	2		89	11		89	87	5	67	44	64.02	33	13.833
	6	55	30	15	1		45	10		51	50	3	26	14	63.14	30	13.630
	7	47	36	11	1		43	2		45	42		18	16	74.81	24	14.041
	8	47	33	19	1		43	8		44	42		13	17	66.47	15	13.800
	9	42	25	13	1		41	2		38	38		11	11	70.90	21	14.595
	10	180	38	140	2	2	177	36	1	178	154	12	65	135	57.95	23	15.695
	11	104	91	2			192	4	2	192	189	8	104	86	56.93	47	12.806
	12	173	135	3	2		163	35		165	160	4	73	129	50.91	11	14.227
	13	50	33	17			50	2		50	50		14	15	64.73	27	13.907
	14	57	24	32	1		56	9		56	56	2	4	31	73.87	19	13.526
	15	67	29	38			67	2		67	67	1	4	38	80.60	22	15.613
	16	137	14	64	1	58	135	14		78	78	2	2	61	62.27	8	17.375
	17	103	17	84	1		103	12		101	100	3	19	85	48.77	5	10.700
	18	76	23	49	4		76	4	1	72	72	7	31	51	57.00	18	14.166
	19	63	13	50			63	7		63	63	1	34	45	50.75	9	13.166
30	1	55	28	27		50	5		55	50	4	47	25	51.52	17	15.647	
	2	80	38	39	3	75	21		77	69	4	67	41	47.17	26	12.826	
	3	233	21	209	2	1	227	50	19	230	228	13	40	202	50.89	7	14.642
	4	303	37	255	8	3	276	146	15	292	270	30	131	245	50.40	11	14.409
	5	99	35	64			91	20		99	90	6	98	48	50.35	14	14.607
	6	151	56	93	1	1	149	22	2	149	148	5	140	90	47.95	41	15.048
	7	353	26	306	1	10	345	122	1	332	330	36	31	306	52.19	10	17.550
	8	183	24	157	2		182	90	2	181	181	33	37	154	61.27	13	16.923
	9	197	53	143	1		178	19	1	196	187	14	186	134	58.77	19	18.026
	31	1	10	1	9		10			10	10		3	9	50.44	1	
2		58	20	38		57	3		58	58		18	36	62.30	16	15.406	
3		70	36	34		68	1	1	70	70	4	29	33	42.12	34	11.400	
4		59	40	19		57	2		59	59	1	49	18	57.77	39	12.884	
5		109	20	88	1		102	13	8	108	107	12	103	86	41.86	10	10.600
6		107	31	76			104			107	107	7	101	75	43.58	26	12.422
7		66	26	39		1	61	15	6	65	62	6	64	39	47.58	21	11.571
8		129	46	81		2	125	9	4	127	126	8	116	77	42.54	30	9.070
9		61	39	22			61	3	1	61	61	1	60	21	66.28	32	11.671
10		54	34	20			38	4	1	54	48	1	51	16	51.43	22	12.259
11		94	46	48			82	1		94	92	2	89	46	50.69	39	12.012
12	101	56	44		1	95	1		100	98	2	94	43	47.30	50	8.670	
13	45	29	16			45	3		45	44	3	45	16	60.31	25	12.020	
14	85	12	72		1	84	4		84	84	4	84	68	40.75	12	13.458	
15	85	44	40		1	85			84	84	4	84	40	47.17	43	11.220	
16	89	57	29		3	86			86	85	2	79	26	51.80	49	10.887	
32	2	55	33	21	1	54	4		54	47	4	40	19	65.42	24	17.391	
	3	126	47	72	1	119	33		119	114	1	52	74	68.12	29	16.879	
	4	78	47	30			75	23	1	77	77	6	63	30	62.23	31	14.935
	5	56	38	18			55	3		56	52	1	43	18	63.38	31	17.432
	6	50	38	12			50	10		50	50	2	39	10	51.00	30	15.566
	7	64	23	40			63	9		63	62	1	27	40	52.15	16	13.950
	8	52	19	33	1		52	11	8	52	52	2	24	32	64.03	13	13.961
	9	19	13	6			19	5	3	19	19	3	15	6	52.66	12	8.208
	10	68	40	28			65	12	1	68	67	3	48	28	53.71	35	13.282
	11	71	49	22			70	9		71	70	5	65	21	58.52	46	10.467
	12	129	44	84		1	127	11	5	128	123	3	77	80	47.90	25	13.076
	13	38	28	10			38	8		38	38	2	33	10	47.20	25	15.000
	14	250	95	153		2	241	59	21	248	246	27	206	150	45.34	75	9.545
	15	36	25	11			33	3		36	35		33	11	56.81	20	14.350
	16	33	24	9			27	5		33	29	2	31	8	60.87	20	13.400
	17	49	37	11		1	49			48	48	1	43	10	63.10	35	11.051
	18	107	77	30			107	16	1	107	106	1	94	27	62.21	69	13.010
19	64	44	20			61	1	1	64	62	3	55	19	57.26	28	13.107	
20	66	44	22			59	15	1	66	66	4	63	21	55.28	38	12.610	
21	162	61	100		1	159	17	2	161	158	8	149	92	52.27	52	14.509	
22	149	75	74			148	23	1	149	147	5	140	73	50.13	60	11.683	
23	62	32	30			61	2		62	61		59	28	46.00	30	11.950	
24	80	50	28		2	78	10		78	78		76	29	62.31	42	12.869	
25	53	26	25		1	53	2		51	50	3	51	24	41.29	24	9.716	
33	2	144	85	55		137	7		140	133	9	26	49	66.79	69	13.615	
	3	79	49	28	1	73	7		77	70	2	22	16	64.18	38	15.373	
	4	98	68	27	2	96	13	1	95	95	7	68	24	68.79	57	13.877	

¹For renter - occupied dwelling units and vacant nonseasonal not dilapidated units, for rent.
²For owner - occupied dwelling units and vacant nonseasonal not dilapidated units, for sale only.

HOUSING—BLOCK STATISTICS

Table 3.—CHARACTERISTICS OF HOUSING FOR CENSUS TRACTS, BY BLOCKS: 1950—Con.

Census tract	Block	All dwelling units by occupancy and tenure					All dwelling units by condition and plumbing facilities			Occupied dwelling units				Contract monthly rent ¹		Value ² of one-dwelling-unit structures			
		Total	Owner occupied	Renter occupied	Vacant non-seasonal not dilap., for rent or sale	Other vacant and non-resident	Number reporting	No private bath or dilap.	No running water or dilap.	Total	Persons per room		Occupied by non-white	Number reporting	Average monthly rent (dollars)	Number reporting	Average value (dollars)		
											Number reporting	1.51 or more							
50	24	305	7	286	12				293	287	96	144	279	46.59	1				
	25	168	5	159	2	1		34	164	161	30	90	153	42.65	3	9.666			
	26	235	7	226	3			1	233	230	33	23	216	47.03	3	13.000			
	27	281	8	268	3	2			276	276	45	4	259	52.13	2				
	28	154	4	150					154	152	7	10	146	54.64	1				
	30	112		101		11			101	101	3	1	101	64.89					
	31	155	7	148					155	155	7	5	141	62.68	3	17.666			
	19	155	7	148					155	155	7	5	141	62.68	3	17.666			
	32	265	6	258	1				264	259	13	7	244	57.41	2				
	51	1	112	5	102	3	2			107	101	8	4	101	47.19				
2		123	10	109	4				119	109	13	6	106	47.97					
3		59	2	50	4	3			52	50	8	4	47	64.82					
4		75	6	67	1	1			73	59	1	2	54	57.88	3	10.666			
5		17		14	3				14	14	3		14	50.35					
6		6		5	1				5	5			6	55.50					
7		260	8	248	1	3			256	253	27	10	242	60.23					
8		21		21					21	21	1	2	19	34.15					
9		21		20	1				20	20	1	3	17	35.47					
11		20	2	17	1				19	18			13	58.84					
13		30		26		4			27	20	13		24	40.25					
14		18	1	17					17	8			6	50.42	1				
15		15	1	14					15	3			1	46.45					
16		52	1	51					52	19	1		17	51.70					
18		246	2	238	3	3			241	1	1		40	41.20					
19		9		2	6	1			9	1			8	70.00					
20		1							1	1									
52		1	75	22	47	5	1			69	66	5	49	45	52.11	21	8.442		
		2	48	13	35					47	47	5	45	31	48.83	11	13.954		
	3	323	24	293	4	2			313	11	4	317	306	90.17	7	24.428			
	4	50	12	37	1				48	19	13		49	44.88	8	14.375			
	5	252	14	235	1	2			238	20	8	249	243	44.74	8	14.000			
	6	116	15	100		1			109	80	65	115	110	44.74	8	14.000			
	7	72	13	57	2				71	10			70	46.71	10	15.100			
	8	33	8	24	1				31	2			3	55.03					
	9	31	9	22					29	12	8		3	72.72	6	20.500			
	10	44	2	42					40	26	26		3	55.77	6	11.000			
	11	42	8	32					36					38.03					
	12	147	13	125	8	2			144	96	16		2	62.93	7	15.571			
	13	251	20	224	4	3			240	15	3		3	41.73	6	14.750			
	14	263	9	247	5	2			262	43			2	71.47	4	18.750			
	15	491	29	459	1	2			480	17	1		16	56.88	3	20.666			
	18	6		6					6				12	58.35	5	22.400			
	19	188	7	167	10	4			185	24	1		4	49.83	5	13.950			
	21	90	3	83	4				89	8	2		4	59.65	4				
	22	31	2	28					27	3			2	84.48	1				
	23	13	1	12		1			13				2	68.75	1				
	24	100	6	93					98	1			4	66.00	6				
	25	60	3	57					60				3	67.39	2				
	26	71	2	69					64	1	1		2	57.69	1				
	27	22	1	21					20	1	1		2	55.78					
	28												1	58.25					
	53	1	189	61	128				189	1			25	119	55.30	18	14.761		
		2	178	19	154	3	2		174	13	2		60	149	59.47	7	13.671		
3		465	12	447	2	4		456	4	1		13	432	59.31	4	19.250			
4		63	16	45	1	1		59	16	13		11	46	43	51.58	9	16.611		
5		179	9	168		2		172	8	4			13	29	163	52.13	2		
6		231	6	222	3			230	4	4			5	21	225	63.90	5	13.340	
7		195	25	162	3	3		156	45	26			38	94	157	49.36	14	23.928	
8		11	4	4				11							3	133.33	3	46.666	
9		179	72	101	2	4		174	21	10			6	95	63.69	25	13.368		
10		186	10	172	2	2		185	19				25	161	56.13	1			
11		47	3	42		2		47	13	12			19	41	49.17	1			
12		216	28	187	1			208	4	3			6	8	179	54.12	22	14.500	
14		381	27	347	5	2		365	36	1			8	307	66.93	8	20.500		
15		85	12	71	1			82	33	3			9	31	62	48.08	6	16.833	
16		32	5	26		1		32	6				2	8	24	73.29	2		
17		5	4	1				5						1	1		35.000	4	
18		50	5	43	1	1		49	1				4	27	94.33	4	32.000		
19		43	3	40				36					3	35	106.88	1			
20		88	10	74	2	2		84	12	12			6	16	72.50	5	31.600		
21		2																	
24		19	9	8		2		15						6	124.00	4	24.500		
25	6	3	2		1		6	2	2										
26	70	1	64	3	2		69		1										
27	149	3	143	1	2		146	13				5	3	60	53.88	2			
29	41	1	40				41							40	89.95	1			
30	80	1	77	1	1		74	1	1			1	7	78	88.13	1			
31																			
32	1		7		1		7	1				2	3	93.33	3				
54	1	11	5	5	1		10		10	7	1	1	4	80.75	2				

¹For renter-occupied dwelling units and vacant nonseasonal not dilapidated units, for rent.
²For owner-occupied dwelling units and vacant nonseasonal not dilapidated units, for sale only.

HOUSING—BLOCK STATISTICS

Table 3.—CHARACTERISTICS OF HOUSING FOR CENSUS TRACTS, BY BLOCKS: 1950—Con.

Census tract	Block	All dwelling units by occupancy and tenure					All dwelling units by condition and plumbing facilities			Occupied dwelling units			Contract monthly rent ¹		Value ² of one-dwelling-unit structures		
		Total	Owner occupied	Renter occupied	Vacant non-seasonal not dilap. for rent or sale	Other vacant and non-resident	Number reporting	No private bath or dilap.	No running water or dilap.	Total	Persons per room		Occupied by non-white	Number reporting	Average monthly rent (dollars)	Number reporting	Average value (dollars)
											Number reporting	1.51 or more					
56	37	24	2	21		1			22	21	9						
	38	12		11	1				12	10							
	39	1															
57	2	432	17	413	2				412	16	2						
	4	313	3	296	11	3			312	12	6						
	5	390	19	368		3			385	37	14						
58	2	107	2	96	3	6			99	81	1						
	3	4		3	1				4								
	4	41	1	38	2				40	22							
59	1	182	11	157	8	6			171	135	47						
	2	24		23					23	19	8						
	4	230	4	218	7	2			209	70	38						
59	5	186	6	171	7				184	17	1						
	6	41	6	35					40	25	19						
	7	64	3	61					64	62	62						
59	8	48	7	41					47	41	37						
	9	105	7	92	2	4			98	17	7						
	10	60	5	51	2	1			54	14	3						
59	13	119	5	110	3	1			116	20	3						
	14	151	19	125	4	3			149	95							

¹For renter - occupied dwelling units and vacant nonseasonal not dilapidated units, for rent.
²For owner - occupied dwelling units and vacant nonseasonal not dilapidated units, for sale only.

HOUSING—BLOCK STATISTICS

Table 3.—CHARACTERISTICS OF HOUSING FOR CENSUS TRACTS, BY BLOCKS: 1950—Con.

Census tract	Block	All dwelling units by occupancy and tenure					All dwelling units by condition and plumbing facilities			Occupied dwelling units			Contract monthly rent ¹		Value ² of one-dwelling-unit structures			
		Total	Owner occupied	Renter occupied	Vacant non-seasonal not dilap., for rent or sale	Other vacant and non-resident	Number reporting	No private bath or dilap.	No running water or dilap.	Total	Persons per room		Occupied by non-white	Number reporting	Average monthly rent (dollars)	Number reporting	Average value (dollars)	
											Number reporting	1.51 or more						
62	18	40	39	1		37	13	1	40	40	1							
	25	33	9	24		28	1		33	28	2	1	21	5 0.04	6	161.66		
	26	43	11	32		42	2		43	40	3		31	4 8.00	7	125.71		
	27	37	16	20		1	35	5	1	36	34		1	18	5 2.44	13	99.00	
	28	59	13	45		1	59	6		58	57	3		44	4 6.50	13	76.23	
	29	36	10	26			36	20	2	36	36	5		24	5 2.83	5	8.00	
	31	54	10	44			53	29	1	54	54	1	1	40	5 1.17	3	11.66	
	35	28	7	21			28	22		28	28	1		19	4 4.10	3	8.33	
	36	81	9	72			78	52	3	81	80	11	16	71	4 1.12	2		
	37	34	14	19		1	30	6	4	33	32	4	8	17	3 0.82	12	8.75	
		42	69	20	46		67	26	11	66	66	10	37	46	3 7.59	10	9.50	
		43	77	11	64		71	54	42	75	73	24	70	63	3 1.26	6	5.33	
		44	18	6	10		18	2	1	16	16	2	2	10	4 4.70	8	7.75	
		45	37	6	30	1	37	17	1	36	36	8	10	28	4 7.53	2		
		46	72	9	61	1	71	32	24	70	70	13	51	59	3 0.37	2		
		47	9		8	1	9	4		8	8	1	5	8	3 7.37	7	9.71	
		48	4		4		4	1	1	4	2	2	2	2				
		54	91	8	80	1	87	45	30	88	88	12	62	81	2 8.66	2		
		55	38	12	25		37	23	12	37	32	8	14	24	4 2.33	11	15.00	
		56	31	7	24		30	11	3	31	27	2	6	21	3 7.28	3	24.50	
		57	33	6	27		33	12		33	33	4	6	27	4 6.00	5	21.00	
		58	40	15	23		39	10	2	38	37	6	9	23	4 9.17	11	10.45	
		59	89	17	71	1	85	30	9	88	88	16	38	70	3 6.15	15	9.33	
		63	23	8	15		23	3		23	23	1	10	15	3 9.40	8	9.25	
		68	4	4			2	1		4	2							
	63	1	47	10	37		46	42	35	47	47	7	47	37	2 3.89			
		2	34	15	19		32	21	17	34	34	8	33	19	3 3.21			
		3	52	5	44		51	36	29	49	48	13	48	43	2 6.04	3	5.00	
		4	99	8	90		96	34	23	98	97	20	93	90	3 0.35	7	7.71	
		5	90	15	72		89	29	25	87	87	17	74	72	2 8.97	14	6.35	
		6	102	16	83	1	97	61	20	99	96	12	77	80	3 0.52	11	8.27	
		7	75	25	46	1	73	28	3	71	69	5	30	45	4 0.73	23	7.86	
		8	70	27	39		68	8	1	66	65	3	12	39	3 9.92	24	75.00	
		9	14	10	3		14	9	4	13	13	1	4	3	2 1.66			
		11	34	16	18		34	9		34	34	6	13	18	4 0.66	15	6.20	
			12	98	21	73	1	94	51	8	94	94	13	61	72	3 4.50	17	6.17
			13	101	25	74		101	46	36	99	97	11	65	74	3 0.60	25	5.70
		14	94	17	75		91	49	42	92	90	15	75	75	3 1.13	16	5.31	
		15	53		49	4	52			49	48	2		51	4 2.52			
		16	22		22		22			22	22			22	4 1.00			
		17	56		55		56			55	55			54	4 2.30			
		21	67		64	1	67			64	64			61	9 8.73			
64		1	104		104		104	4	4	104	102	10	102	102	1 7.81			
		2	100		100		98	2	2	100	99	13	100	100	1 6.87			
		3	69		69		69			69	67	6	67	68	4 0.25			
		4	46		46		46			46	46	3	46	45	4 0.91			
	5	44		43	1	44			43	43	6	43	43	4 2.04				
	6	59		59		59			59	59	7	58	58	3 9.89				
	7	133		128		133	12	1	129	129	19	128	128	4 3.53				
	8	23	9	9		20	6	6	18	18	6	15	8	3 6.50				
	9	49		44	4	48	2	2	44	41	8	44	48	1 6.41				
	10	51		51		51			51	51	10	51	51	2 1.74				
		11	73	2	68	2	71	13	7	70	70	6	69	69	3 6.60	2		
		12	70	6	58	3	67	11	10	64	62	8	28	61	3 5.91			
		14	76		75		76		1	75	75	6	75	74	3 5.24			
		15	51	6	45		50	13	12	51	51	6	48	44	3 1.97	6	6.50	
		19	1															
		21	21		21		20			21	20	2	19	20	3 6.20			
		22	13	3	10		12	4	4	13	12	3	12	10	3 5.90	3	7.33	
		24	18		18		18			18	18	3	18	18	3 6.44			
		25	15	1	14		14			15	14	5	15	14	3 6.85			
		26	83		81	2	83			81	81	8	80	83	4 1.37			
		29	3		2	1	3	2	1	2	2		2	2				
		30	70	12	58		58	1	1	70	58	7	58	57	4 1.64			
		31	31		31		31			31	31	6	31	31	3 6.67			
		40	7	6	1		7			7	7		5	1				
		41	2															
65	5	87	11	70	3	78	15		81	75	5	5	58	5 4.96	8	12.00		
	6	132	35	92	1	129	26	1	127	125	6	2	85	5 5.92	19	15.09		
	7	51	12	39		50	1		51	50	1		38	5 1.31	6	12.50		
	8	39	12	26		37	12	3	38	38	2	3	23	6 9.00	4	3.85		
	12	78	26	51		77	24	2	77	73	8		49	5 1.71	14	10.00		
	13	120	14	102	2	120	14		116	116	4	10	99	7 0.11	10	13.10		
	14	99	26	71		99	48	17	97	97	10	35	69	4 5.05	18	12.05		
	15	37	8	26		37	13		34	33	2	14	23	4 8.73	4	12.75		
	16	55	12	36	4	52	16	9	48	44	5	32	39	5 1.58	9	13.22		
	17	47	5	41	1	47	22	7	46	46	13	31	42	4 7.54	4	10.00		
		19	57	12	40	4	57	26	10	52	52	4	39	43	4 1.74	10	8.95	
	20	102	26	75		101	43	7	101	100	7	48	71	5 1.92	17	9.32		
	21	160	25	133	2	157	26	9	158	154	9	44	127	5 7.23	18	10.69		

¹For renter - occupied dwelling units and vacant nonseasonal not dilapidated units, for rent.
²For owner - occupied dwelling units and vacant nonseasonal not dilapidated units, for sale only.

HOUSING—BLOCK STATISTICS

Table 3.—CHARACTERISTICS OF HOUSING FOR CENSUS TRACTS, BY BLOCKS: 1950—Con.

Census tract	Block	All dwelling units by occupancy and tenure					All dwelling units by condition and plumbing facilities			Occupied dwelling units			Contract monthly rent ¹		Value ² of one-dwelling-unit structures			
		Total	Owner occupied	Renter occupied	Vacant non-seasonal not dilap., for rent or sale	Other vacant and non-resident	Number reporting	No private bath or dilap.	No running water or dilap.	Total	Persons per room		Number reporting	Average monthly rent (dollars)	Number reporting	Average value (dollars)		
											Number reporting	1.51 or more					Occupied by non-white	
68	33	58	6	51		1	57	7	6	57	55		33	48	56.52	5	9,480	
	35	71	41	28		2	69	27	15	69	68		50	27	44.92	3	8,981	
	36	85	32	50		1	83	26	22	82	80		9	47	44.08	2	8,607	
	37	76	41	35		1	76	21		76	76		1	34	63.02	3	12,871	
	38	55	27	27		1	54	10	1	54	53		1	27	54.92	1	13,722	
	39	48	33	13		2	48	12	1	46	46		1	13	65.46	2	13,616	
	40	15	7	8			15	1	1	15	14			5	65.40	2	13,166	
	41	68	51	16		1	68	16	4	67	67		6	16	58.56	3	13,166	
	42	128	46	81		1	126	27	20	127	126		7	77	62.92	3	12,823	
	43	64	19	43		1	64	23	18	62	61		8	31	62.92	3	9,913	
	44	72	30	42			72	12	8	72	72		3	23	52.84	19	12,342	
	45	49	24	25			49	4	3	49	49		3	8	46.43	15	12,700	
	46	45	28	17			45	4		45	45			16	55.25	2	9,086	
	47	56	30	26			56	8		56	56			26	60.07	17	12,941	
	48	21	10	11			21	8		21	21			11	52.00	6	11,783	
	49	79	47	32			78	21		79	78		4	31	58.70	3	11,954	
	50	47	21	25		1	47	5		46	46			26	63.26	13	13,153	
69	1	104	47	54		3	101	31	20	101	100		5	41	42.69	38	11,297	
	2	64	24	39		1	61	18	7	63	61		12	39	42.68	15	10,466	
	3	46	16	30			45	5	5	46	45		5	40	36.25	11	12,000	
	4	16		16			14			16	16			1	16	36.56		
	6	13	7	6			13	1		13	13			6	47.66	6	10,083	
	7	32	12	19		1	32	7		31	30		1	10	40.85	11	9,400	
	8	69	17	52			68	10	8	69	68		6	17	47.82	11	10,500	
	9	105	38	66		1	104	3		104	103		9	35	40.75	23	10,434	
	10	122	39	81		2	118	31	8	120	118		8	61	35.11	33	10,939	
	11	16	8	7		1	15			15	15		2	15	29.66	7	10,857	
	12	70	13	50		7	70	16	16	63	61		5	35	36.48	13	12,000	
	13	79	34	45			76	33		79	79		6	15	47.02	21	10,442	
	14	23	12	11			22	11		23	23		1	4	51.63	6	10,833	
	15	29	14	14		1	28			28	28			10	50.66	12	8,750	
	16	54	17	34		3	54	18	6	51	51		13	28	46.75	17	9,729	
	17	67	26	38		2	66	7	4	64	63		3	24	47.91	25	10,240	
	18	60	18	39		2	60	20		57	56		2	11	53.10	9	11,111	
	19	21	2	18		1	21	5		20	20		1	18	45.55			
	20	53	25	28			53	7		53	53		3	4	49.82	16	7,718	
	21	128	52	73		3	127	14		125	125		2	2	47.68	41	10,021	
	22	98	45	50		1	96	25	4	95	95		8	14	50.39	30	12,400	
	23	9	4	5		2	9	2		9	9			5	57.80	3	10,333	
	24	39	20	19			37	9	1	39	38		2	11	43.11	14	12,107	
	25	31	14	15		2	31	6		29	28			15	56.73	10	10,800	
	27	41	19	22			41	1		41	41		2	4	46.86	14	12,464	
70	1	74	26	45		2	73	16	4	71	71		6	6	48.54	21	10,976	
	3	29	8	17		2	29	17	1	25	25		1	1	45.56	3	6,800	
	6	47	14	30		2	47	9		44	42		1	5	61.38	10	8,900	
	7	114	28	84		1	112	49	24	112	107		12	58	45.72	19	9,031	
	11	74	23	46		5	72	10	4	69	68		4	41	39.60	22	7,313	
	12	48	23	28		1	48	15	10	47	47		3	22	38.71	18	8,572	
	13	76	21	54		1	75	27	11	75	74		15	39	37.66	16	8,531	
	14	119	25	90		3	118	43	30	115	114		15	50	44.06	16	10,343	
	15	56	9	45		1	56	31	24	54	54		9	12	45.32	6	6,750	
	16	65	25	37		3	63	16	1	62	62		5	12	44.97	18	8,750	
	17	89	25	62		2	88	31	2	87	87		7	9	51.00	19	8,842	
	18	44	4	41			44	14		44	42			41	57.46	3	9,500	
	19	109	53	52		2	104	25	6	105	102		8	33	45.15	38	8,539	
	20	6		5			6			6	6			5	11.800	1		
	21	122	12	109		1	121	71	61	121	121		17	32	49.32	5	8,500	
	22	270	13	249		1	267	28	4	262	260		24	14	43.39	8	11,375	
	23	97	17	78		2	95	36	31	95	91		5	74	39.78	14	9,621	
	24	62	24	36		1	61	24	14	60	59		7	42	36.33	19	8,289	
	25	27	13	14			26	12	11	27	26		5	25	32.25	12	8,408	
	26	18	2	16			18	7	5	18	18		4	7	29.87	1		
	27	36	7	26		3	36	5	1	33	33		2	7	41.51	6	7,166	
	28	49	17	31		1	47	11	5	48	47		5	15	50.90	11	10,136	
	29	51	10	39		1	51	17	4	49	49		3	5	39.10	10	9,500	
	30	38	23	15			38	7		38	38		3	15	44.86	17	8,882	
	31	43	7	36			43	17	6	43	43		5	10	37.63	3	9,000	
	32	33	9	24			33			33	33			1	43.58	9	10,888	
71	1	34	13	20		1	33	16		33	33		1	2	41.26	5	19,200	
	2	43	17	25		1	43	8		42	42			5	46.16	6	10,666	
	3	87	23	63		1	87	21		86	85		7	3	47.68	20	9,250	
	4	116	37	76		2	111	31	6	113	110		5	14	40.16	32	8,106	
	5	112	37	74		1	105	12	3	111	102		6	2	49.81	29	9,341	
	7	17	11	5		1	16	4	2	16	16			5	53.40	8	9,812	
	8	45	11	34			45	10	1	45	45			32	41.31	7	11,571	
	9	34	17	16		1	34	7		33	33			16	50.93	15	10,200	
	10	55	34	21			55	4		55	55		3	1	48.90	32	8,856	
	11	75	39	33		1	73	7	2	72	72		1	10	49.50	33	9,227	
	12	15	7	8			15	8	6	15	15		1	4	59.75	4	5,250	
	13	26	13	12		1	24	10	7	25	24		4	16	40.83	14	6,535	

¹For renter-occupied dwelling units and vacant nonseasonal not dilapidated units, for rent.²For owner-occupied dwelling units and vacant nonseasonal not dilapidated units, for sale only.

HOUSING—BLOCK STATISTICS

Table 3.—CHARACTERISTICS OF HOUSING FOR CENSUS TRACTS, BY BLOCKS: 1950—Con.

Census tract	Block	All dwelling units by occupancy and tenure					All dwelling units by condition and plumbing facilities			Occupied dwelling units			Contract monthly rent ¹		Value ² of one-dwelling-unit structures		
		Total	Owner occupied	Renter occupied	Vacant non-seasonal not dilap., for rent or sale	Other vacant and non-resident	Number reporting	No private bath or dilap.	No running water or dilap.	Total	Persons per room		Occupied by non-white	Number reporting	Average monthly rent (dollars)	Number reporting	Average value (dollars)
											Number reporting	1.51 or more					
73	38	31	19	11	1	31	13	1	30	30	1		12	57.41	13	10,192	
	39	1															
	40	201	78	120	3	201	2	1	198	197	4	1	121	53.38	67	12,343	
	41	16	16			16	3	3	16	16					13	9,923	
	42	14	12		1	14	3		12	12					9	11,444	
	43	23	9	14		23			23	23			14	74.14	9	11,388	
	44	51	14	35	2	47	4		49	49	1	1	35	81.57	7	10,071	
	45	77	41	35	1	73	2	1	76	73	2		32	66.87	16	11,800	
	46	18	14	3		18			17	17			3	70.00	9	13,233	
	47	346	26	262	40	340	4	2	288	287	4	83	295	77.30	21	11,976	
	48	33		32	1	33			32	32	2	32	31	61.58			
	49	9	1	8		9			9	9		9	8	55.62	1		
	50	205		199	4	205		2	199	199	26	197	203	26.62			
	51	8	2	6		7			8	8		8	6	57.33			
	52	85		83	2	85			83	83	18	82	85	26.49			
	53	28	20	8		28			28	28			8	87.50	20	11,575	
	54	184	5	177	2	180			182	181		2	174	74.64	2		
	55	51	10	41		51			51	51			39	85.92	10	11,000	
	56	32	26	5	1	32		3	31	31			5	76.00	21	13,323	
	57	22	18	4		22			22	22	1		4	68.25	16	11,987	
	58	74	6	67		74			73	73			66	87.96	5	21,700	
	59	37	33	4	1	37			37	37			4	75.25	32	13,000	
	60	43	15	27	1	43			42	42	1		27	77.44	9	11,222	
	61	1															
	62	30	26	4		30			30	30			4	56.25	25	13,120	
	63	21	14	5	2	21			19	19			5	45.00	13	13,000	
	64	15	10	5		15		1	15	15			5	57.20	9	14,888	
	65	30	17	13		30		2	29	30			12	51.66	12	12,383	
	66	36	14	22		36		1	36	36			21	57.66	11	17,545	
	67	37	10	27		37			37	37			25	55.28	9	12,611	
	68																
	69	63	16	45		62			61	61		1	45	81.11	15	12,166	
	70	83		88		85		1	88	88		1	86	64.09			
	71	130	2	124	4	126		2	126	124		1	4	124	64.45		
	72	28		28		28			28	28			28	58.53			
	73	24		24		24			24	24		2	23	66.91			
	74	149	11	138		148		2	149	148		1	9	135	66.65	9	13,222
	75	26	5	21		26			26	26			21	88.33	5	16,600	
	76	60	24	36		60			60	60			35	64.16	18	12,572	
	77	413	40	400	9	413		8	404	404		1	5	391	86.53	4	17,250
	78	890	122	717	40	873		6	839	838		6	8	737	74.69	77	11,651
	79																
	80	77	35	42		76			77	76		1	42	47.07	24	13,033	
	81	67	3	64		66		2	67	67		1	64	37.32			
	82	186		185	1	185		1	185	184		4	185	36.90			
	83	63	11	52		63		1	63	63		1	52	67.76	6	11,750	
	84	45	15	29	1	45			44	44		1	29	69.27	15	11,666	
	85	16	7	9		16			16	16		1	9	70.66	4	15,125	
	86	35	20	14		35			34	34		2	14	61.28	16	10,687	
	87	120	16	104		119		1	120	119		2	103	64.52	12	12,041	
	88																
	89																
	90	32	30	2		32			32	32			2		30	14,683	
	91	37	23	14		37			37	37			14	63.64	20	14,575	
	92	20	1	19		20			20	19			19	42.78			
	93	23	12	10	1	23			22	22			9	66.66	4	10,650	
	94	4		4		4			4	4			3	37.33			
	95	250	8	241	1	250		3	249	249		6	237	62.67	7	11,500	
	96	297	17	280		294			297	295		3	277	81.62	13	11,523	
	97	23	19	4		23			23	23		2	4	78.00	2		
	98	56	15	38	2	56		1	53	52		1	38	63.84	3	7,933	
	99	44	40	4		43			44	42		1	4	77.25	40	13,775	
	100	55	45	10		54			55	53		1	8	81.75	44	10,686	
	101	40				39			40	40			12	76.16	27	11,425	
	102	89		84		88		1	88	87		2	15	64.93	2		
	103	104	4	101	2	103			101	100		2	6	102	38.11		
	104																
	105	63		63		63		1	63	63		4	60	43.58			
	106	92		91	1	91		1	91	91		4	90	37.07			
	108	98	3	95		97			98	96		2	5	94	40.41		
	109	108	7	98	1	105		2	105	104		5	97	41.47	3	12,666	
	110	27		27		27			27	27		2	27	37.66			
	111	97		95	2	96			95	95		1	7	37.29			
	112																
	113	510	2	472	27	510		7	474	472		8	494	38.81	2		
	114	225	13	211	1	225		7	224	224		2	209	66.74	13	13,500	
	115	75	19	55	1	74		5	74	74		2	50	58.38	8	8,525	
	116	99	1	98		97			99	98		2	95	61.76			
	117	80		80		80			80	78		1	78	64.83			
	118	17		16	1	17			16	16		1	15	79.73			
	119	129	36	93		128			129	128		1	15	71.58	35	11,608	
	120	246	132	112	1	244		3	244	241		1	110	63.78	107	12,903	
	121	74		74	1	74			74	74		1	74	65.24			
	122	28		27	1	28			27	27		1	26	63.73			
	123	396	1	389	2	392		3	390	372		1	382	83.38			
	124	21	36	17	1	21		1	21	210		4	173	64.54	21	11,780	
	125	27		26		26			26	26		7	261	76.09			
	128	49		48	1	49			49	49		3	244	71.21			
	129	7		7		7			7	7			7	18.71			
	130	13		13		13			13	13		2	13	38.38			
	131	1															

¹For renter - occupied dwelling units and vacant nonseasonal not dilapidated units, for rent.
²For owner - occupied dwelling units and vacant nonseasonal not dilapidated units, for sale only.

Table 3.—CHARACTERISTICS OF HOUSING FOR CENSUS TRACTS, BY BLOCKS: 1950—Con.

Census tract	Block	All dwelling units by occupancy and tenure					All dwelling units by condition and plumbing facilities			Occupied dwelling units				Contract monthly rent ¹		Value ² of one-dwelling-unit structures	
		Total	Owner occupied	Renter occupied	Vacant non-seasonal not dilap., for rent or sale	Other vacant and non-resident	Number reporting	No private bath or dilap.	No running water or dilap.	Total	Persons per room		Occupied by non-white	Number reporting	Average monthly rent (dollars)	Number reporting	Average value (dollars)
											Number reporting	1.51 or more					
74	1	166	1	165					165	165	1	2	163	71.38	1		
	2	23		23					23	23			23	37.52			
	3	55		55					55	55			55	36.47			
	4	14		12					14	14	1	14	11	48.72	2	11,442	
	5	151	35	114	1	1			151	22	19	3	112	71.08	35	13,704	
	6	23		1					23						22	13,483	
	7	31							31						31	14,416	
	8	33		3					33	3	1	2	3	31.66	18		
	9	3		3					3	2	1	3	3	31.33			
	10	2		3					2	2	1	1					
	11	50	50						50	49	6	50			50	10,894	
	12	90	68	22					90	89	6	90	22	39.45	67	11,014	
	13	6	6						6	6	6	6			5	6,200	
	14	91	74	16		1			90	88	5	56	15	67.26	68	11,116	
	15	49	10	38		1			48	48	1	5	38	41.21	7	13,285	
	16	21	6	15					20	20	1	10	14	35.57	4	5,225	
	17	22	15	7					21	21	1	14	6	53.50	11	12,290	
	18	22	13	4		1			22	22	5	52	36	45.44	9	15,444	
	19	55	17	39					55	55	5	51	39	39.07	11	9,227	
	20	56	37	26					56	55	4	48	25	42.60	32	10,693	
	21	67		2	2				64	63	5	4					
	22	43	21	22					43	43	6	43	22	25.00	19	10,236	
	23	24	12	11		1			24	23	3	23	11	31.36	10	10,300	
	24	63	11	51		1			61	62	6	62	52	42.75	8	10,500	
	25	12	9	3		1			12	11	1	11	2	2	9	12,355	
	26	18	15	3					18	18	1	17	3	58.33	13	13,307	
	27	247	1	234	7	5			245	234			230	89.39	1		
	28	1							84	81		7		105.00	63	12,246	
	29	84	74	7	3	1			101	97		1	5	95.00	51	12,009	
	30	101	92	5	3	1			42	41				85.35	104	11,082	
	31	427	124	295	7	1			425	4	4	106	291				
	32	30	11	19					30	29		30	19	52.89	11	11,209	
	33	127		126	1	1			126	126	32	126	126	40.71			
	34	78		77		1			77	77	7	77	77	37.75			
	35	52	30	22					52	52	12	52	22	27.18	24	9,583	
	36	53	29	24					53	53	9	53	22	26.68	27	9,222	
	37	32	9	22		1			30	31	9	30	23	32.95	7	8,000	
	38	5	1	4					5	5	4	4	4	50.00			
	39	28	6	21		1			27	26	4	27	22	42.77	5	11,200	
	40	45		44		1			45	44	4	44	42	46.85			
	41	165	17	146		2			163	161	17	155	130	42.66	15	6,066	
	42	5		3					5	4		5	3	40.66	1		
	43	14	2	11		1			13	12	5	13	11	26.54	1		
	44	161	14	147					156	159		159	146	44.01	11	10,000	
	45	141	16	111		14			141	4	3	127	108	38.87	15	11,933	
	46	1							82	82		81	77	44.54	4	9,500	
	47	52	4	48					51	51	7	51	52	42.61			
	48	46	1	45		1			46	44	7	44	45	42.68			
	49	71	1	70					70	71	9	71	70	42.40			
	50	60		51		3	6		60	51	5	51	53	37.33			
	51	96	29	67					94	93	17	96	67	38.86	26	7,692	
	52	84	2	81		1			84	83	16	82	81	43.80	2		
	53	1	1			2			1	1		1	1				
	54	18		17					18	1	1	1	1		18	9,500	
	55	12		1					12	6		6			10	9,610	
	56																
	57																
	58																
	59																
	60																
	61																
	62																
	63																
	64																
75	1	64		64					64	63		2	63	50.36			
	2	112		111		1			111	111			112	57.05			
	3	31	1	30					31	31		3	3	59.31	1		
	4	35	8	27					35	35		3	3	45.80	8	14,062	
	5	72	18	52		1			70	62	3	62	52	52.38	16	10,393	
	6	41	9	32					41	41		1	31	42.54	9	7,833	
	7	44	7	16					41	41	1		16	49.06	2		
	8	35	13	22					35	35		1	22	57.22	11	12,272	
	9	48	13	35					47	48	1	35	35	44.05	8	12,925	
	10	3	1	2					3	3		3	2		1		
	11	13	2	10					13	11		1	10	39.70	1		
	12	22	3	9		1			12	12			9	45.44			
	13	12		9					12	12			13	50.76	12	12,566	
	14	28	14	14					28	28		1	10	11.715	13		
	15	28	15	11					26	26			10	51.20	20	9,045	
	16	62	25	37					62	61		1	37	52.27	5	11,100	
	17	40	25	31					40	38			30	45.86	5	10,988	
	18	89	26	61		2			87	85			60	57.71	18		
	19	18	3	14		1			17	17		1	97	49.42	2		
	20	128	29	98					127	127		1	21	49.29	26	10,038	
	21	36	13	22		1			36	35		1	21	48.85	12	9,208	
	22																
	23	36	19	16					36	9		1	16	49.00	15	10,266	
	24	24	13	10		1			24	23		1	11	42.54	9	12,833	
	25	42	19	23					42	40		1	23	42.78	16	8,537	
	26	44		4					44	4		4	4	56.75			
	27	47	14	31		2			47	29		5	24	38.70	10	11,780	

¹For renter - occupied dwelling units and vacant nonseasonal not dilapidated units, for rent.
²For owner - occupied dwelling units and vacant nonseasonal not dilapidated units, for sale only.

HOUSING—BLOCK STATISTICS

Table 3.—CHARACTERISTICS OF HOUSING FOR CENSUS TRACTS, BY BLOCKS: 1950—Con.

Census tract	Block	All dwelling units by occupancy and tenure					All dwelling units by condition and plumbing facilities			Occupied dwelling units			Contract monthly rent ¹		Value ² of one-dwelling-unit structures	
		Total	Owner occupied	Renter occupied	Vacant non-seasonal not dilap., for rent or sale	Other vacant and non-resident	Number reporting	No private bath or dilap.	No running water or dilap.	Total	Persons per room		Number reporting	Average monthly rent (dollars)	Number reporting	Average value (dollars)
											Number reporting	1.51 or more				
75	27	41	16	23	2	41	18		39	39	1	2	25	48.24	10	16,050
	28	50	21	28	1	50	13		49	49	1		28	57.28	19	8,589
	29	78	39	39		78	17		78	78	2		39	47.28	31	8,822
	30	40	7	33		40			40	40	2		33	41.42	6	10,416
	31	53	28	25		53			53	53	1		24	49.20	21	9,309
	32	36	7	25	3	36			32	32		1	23	60.52	7	10,885
	33	85	7	78		84	7	4	85	84	3	4	77	65.28	4	9,875
	35	120	8	111	1	119	6	4	119	116	2	11	108	56.05	6	11,666
	36	93	8	83	2	92	13	8	91	90	4	15	84	65.20	6	11,666
	37	87	1	86		86			87	87	7	2	84	64.22	5	6,760
	38	48		48		48			48	48	3		47	66.00		
	39	164	6	156	1	161			162	158	1	2	154	56.79	4	14,500
	40	14		14		14			14	14			14	41.92		
	41	89	6	82		88			88	86	1	1	79	74.55	4	15,725
	42	116	1	112	3	113	1	1	113	111		2	111	78.08		
	43	61		61		61			61	60	1		60	38.25		
	44	40		40		40			40	40	3		40	37.40		
	45	51	33	15	1	49	27	18	48	48	3	45	15	31.60	30	7,300
	46	137	82	50	3	136	16		132	131	6	84	48	50.54	68	9,983
	47	24	10	12	2	24	4		22	22			10	53.40	10	15,800
	48	100	38	54	4	100			92	92			57	69.63	12	12,416
	49	21	11	10		20			21	20		1	9	68.55	8	12,937
	50	9	5	2	1	9			7	7			1		4	17,250
	51	23	7	16		23	4		23	23		23	15	56.86	5	8,500
76	2	36	17	19		36	4	4	36	36	1		19	46.10	15	10,486
	3	24	15	8		23	5		23	23	1	1	7	58.57	13	7,815
	4	34	17	17		34	4	4	34	34	1		17	43.00	16	8,937
	5	28	9	19		28			28	28		1	18	39.94	7	9,471
	6	30	13	16		29	3		29	29			16	56.31	11	11,000
	8	69	1	57	11	69			58	58	2		55	57.41	1	
	9	55	2	52	1	55			54	53	1	1	50	62.86	2	
	10	85	10	72	2	85			82	82	1	1	72	63.69	4	19,500
	11	74	26	48	1	74	7		74	74	3		45	58.93	17	12,676
	12	30	16	14		30	1		30	30		2	13	46.69	13	13,076
	13	31	25	4	2	29			29	29			4	42.50	21	12,285
	14	31	21	10		31	1		31	31			10	69.30	17	13,852
	15	79	32	45		76	5		77	77	1	1	43	51.02	26	11,250
	16	35	13	20	1	34			33	32		1	21	50.57	9	13,666
	18	76	50	26	1	74	4		76	75	1		23	64.78	38	12,034
	19	7	7	3		7	1	1	7	7			7		5	10,200
	20	105	3	101	1	105	3	1	104	104	1	1	99	54.35	2	
	21	67	42	25	1	66	3	2	67	66	1	1	21	60.57	32	11,562
	22	27	24	3		25			27	27			3	62.00	22	12,613
	23	3		3		3	2	2	3	3			3	20.00		
	24	14	10	4		14	2	2	14	14			4	63.00	8	12,437
	25	79	19	60		77	2	2	79	79			60	49.13	11	12,436
	27	62	47	14		62	8		61	61			14	54.28	36	10,597
	28	85	14	67	1	85	2		81	81	1		65	49.72	5	12,960
	29	89	5	84		89	1		89	88			83	43.09	1	
	30	72	3	69		72			72	72			69	47.18	1	
	31	101	8	93		101	14	3	101	101			93	45.91	6	9,216
	32	25		25		25			25	25			25	59.04		
	33	11	11			11			11	11		1	10	51.00		
	34	39	17	22		39			39	39	1	1	22	53.00	9	13,111
	35	35	12	23		35			35	35	2		23	48.21	9	13,500
	36	34	17	17		34			34	34			15	44.66	16	12,843
	38	1				1			1	1						
	39	32	19	11	2	32	3		30	30			11	75.72	10	16,700
	40	18	7	11		18			18	18	1		11	51.18	7	13,928
	41	71	4	59	8	71			63	63	1	1	65	63.41	3	17,000
	42	43	12	31		43			43	43			31	61.45	8	13,875
	43	36	5	31		36			36	36	1		31	54.87	2	
	44	20	7	13		20			20	20			13	74.61	4	20,000
	45	94	34	60		94			94	88	1	1	52	64.34	30	20,150
	46	17	16	1		16			17	17			1		16	22,031
	49	17	9	5	3	14			14	14			4	78.50	7	21,142
	50	9	9			9			9	9					9	20,388
	51	10	10			10			10	10					9	20,666
	52	42	6	36		42			42	42	1	1	35	59.85	6	17,583
	53	28	10	18		26			28	27			18	59.61	9	15,166
	54	33	5	27		32			32	32			27	55.85	3	16,666
	55	37		35	2	37			35	34		1	33	63.15		
	56	47	5	42		47			47	47		1	41	59.04	3	15,333
	57	21	10	11		20	2		21	20			10	71.60	7	14,357
	58	95	3	91		95			94	94		2	87	61.96	3	9,333
	59	11	4	7		11			11	11			7	57.42	4	22,000
	60	4				4			4	4					4	17,000
	61	31	1	29	1	31			30	30	1		29	62.13	1	
	62	48	29	18	1	47	1		46	46			16	55.62	26	12,269
	63	53	25	28		52			53	53	1	1	28	58.25	24	12,229
	64	35	33	2		35			35	35			2		32	12,975
	65	50	15	33		50			50	50			15	56.60	15	12,713
	66	50	6	43	1	49			49	49		1	44	39.90	5	12,800
	67	25	3	21	1	25	2		24	24			20	47.35	1	
	68	42	19	20	3	40			39	39	2		20	41.30	21	14,776

¹For renter-occupied dwelling units and vacant nonseasonal not dilapidated units, for rent.
²For owner-occupied dwelling units and vacant nonseasonal not dilapidated units, for sale only.

Table 3.—CHARACTERISTICS OF HOUSING FOR CENSUS TRACTS, BY BLOCKS: 1950—Con.

Census tract	Block	All dwelling units by occupancy and tenure					All dwelling units by condition and plumbing facilities			Occupied dwelling units			Contract monthly rent ¹		Value ² of one-dwelling-unit structures		
		Total	Owner occupied	Renter occupied	Vacant non-seasonal not dilap., for rent or sale	Other vacant and non-resident	Number reporting	No private bath or dilap.	No running water or dilap.	Total	Persons per room		Occupied by non-white	Number reporting	Average monthly rent (dollars)	Number reporting	Average value (dollars)
											Number reporting	1.51 or more					
76	69	37	25	12					37	37	1		11	59.90	18	13,250	
	71	77	46	30					77	75	1		30	45.20	41	11,939	
	72	67	41	25					67	66			24	54.37	36	12,688	
	73	61	21	39	1				60	59	1		40	48.75	14	13,464	
	74	60	22	38					60	60	1		36	44.52	19	14,657	
	75	26	9	17					26	25	1		17	42.29	8	12,037	
	76	5	4	1					5	5			1		4	12,750	
	77	15	11	4					15	15			4	60.00	9	11,522	
	78	40	14	26					40	40	1		25	44.40	11	13,954	
	79	29	14	15				4	29	29			14	45.07	10	11,600	
	80	45	19	26					45	45		1	24	50.16	14	11,214	
	81	23	15	8					23	23	1		8	44.25	12	12,458	
	82	55	19	36					55	55			35	50.88	17	16,047	
	83	64	8	50	6				64	58		1	56	55.35	7	7,714	
	84	38	36	2				6	38	35		1	2		34	13,470	
	85	73	69	4					73	73			4	67.00	69	12,391	
	86	30	27	3					30	30			2		26	12,634	
	87	90	85	3		2			90	88			3	55.00	82	11,920	
	88	280	74	205	1			2	276	277	3	2	202	63.05	73	12,589	
	92	26	8	18				2	26	26		2	18	54.61	7	13,357	
	93	1							8	8					6	17,166	
	94	8	8					1	8	8			2		5	14,600	
	95	9	6						9	9			6	58.33	43	19,558	
	96	57	47	7		3			56	54			1		8	22,000	
	97	13	11	2					11	10			2		28	23,428	
	98	32	29	3					32	32			4	61.25	27	19,166	
	99	32	28	4					32	32			2		13	20,846	
	100	18	15	3					18	17			2		4	20,750	
	101	8	6	2					8	8			2				
	103	75	1	71	1	2			72	72			72	60.44			
	104	425	18	392	5	10			423	410	4	1	384	62.90			
	105	132		131	1				131	131			128	62.96			
	106	156	1	155		2			156	156		1	148	62.41	10	16,050	
	107	64	13	50		1			63	61		1	48	60.10	3	17,666	
	108	14	9	5				1	14	12			4	91.25	8	17,000	
	109	12	10	1		1			11	10			1		11	19,181	
	110	11	11						11	11					3	17,000	
	111	5	3	2					5	5			1		14	15,392	
	112	15	15						15	15			6		6	17,166	
	113	7	6					1	7	6					5	20,800	
	114	8	7	1					8	8		1	1		9	17,666	
	115	13	13					1	13	10			2		14	16,714	
	116	20	18	2					20	20							
	117	1							15	15					15	25,266	
	118	16	15					2	24	24			2		23	24,043	
	119	26	24	2				2	26	24			2		16	15,562	
	120	19	17	2					19	19			2		2		
	121	4	3	1					4	4		1	1	64.45			
	122	129	24	105				1	129	129	1	1	101	62.60			
	123	102	7	94	1				102	99		1	94		19	18,105	
	124	28	25	2				1	28	25			3	59.66	13	17,076	
	125	24	19	5					24	22			2		8	17,875	
	126	17	12	4				1	16	12					14	19,128	
	127	14	14						14	14					13	20,461	
	128	13	13						13	12					5	15,760	
	129	8	8						8	7					16	20,312	
	130	17	17						17	17					16	22,093	
	131	19	18	1					19	18			3	121.66	42	21,571	
	132	51	43	6		1			49	47					10	16,600	
	133	11	11						10	10			1		7	16,928	
	134	10	8	2					10	8					9	19,555	
	135	11	10	1					11	10					6	22,500	
	136	10	8	2					10	6					8	14,250	
	137	13	11	2					13	13					20	21,950	
	138	25	22	2				1	23	22			1		28	24,392	
	139	30	28	1					30	29					8	21,125	
	140	12	10	1				1	12	10					7	15,857	
	141	12	8	3				1	11	8			1		3	22,333	
	142	4	4						4	3					4	18,000	
	143	6	6						6	6							
	144	8	6	2					8	6					4	21,500	
	145	8	7	1					8	6			23	70.47	6	28,666	
	146	58	33	24		1			57	57			123	70.08	8	13,850	
	147	208	83	124		1			207	207	1		1	70.70	5	7,620	
	148	163	87	75		1			162	162			1				
	149	172	62	109					171	171			109	72.58			
	150	94	32	60		2			92	92			59	71.42	7	27,285	
77	1	13	8	4					9	8			1	40.75	7	14,714	
	2	7	7					1	7	7			4		7	10,571	
	5	79	52	11		4			72	67		1	67	50.09	50	14,740	
	6	35	33	1					26	23			23		21	14,666	
	7	6	6	2					6	6			2		58	14,568	
	8	4	3	1					4	4			4	49.30	22	14,272	
	9	29	23	10					29	28			10		27	15,814	
	10	15	1	14					15	15			14	55.50	1		

¹For renter - occupied dwelling units and vacant nonseasonal not dilapidated units, for rent.
²For owner - occupied dwelling units and vacant nonseasonal not dilapidated units, for sale only.

HOUSING—BLOCK STATISTICS

Table 3.—CHARACTERISTICS OF HOUSING FOR CENSUS TRACTS, BY BLOCKS: 1950—Con.

Census tract	Block	All dwelling units by occupancy and tenure					All dwelling units by condition and plumbing facilities			Occupied dwelling units			Contract monthly rent ¹		Value ² of one-dwelling-unit structures		
		Total	Owner occupied	Renter occupied	Vacant non-seasonal not dilap., for rent or sale	Other vacant and non-resident	Number reporting	No private bath or dilap.	No running water or dilap.	Total	Persons per room		Occupied by non-white	Number reporting	Average monthly rent (dollars)	Number reporting	Average value (dollars)
											Number reporting	1.51 or more					
77	11	8	3	5		6	4	4	8	8		7	5	35.00			
	12	133	1	132		131	1	1	133	127	13	132	129	62.51	2		
	13	69	65	4		68			79	76	69	77	74	84.50	63	11,571	
	14	79	1	78		79			79	79	76	77	76	66.74	1		
	15	785	215	506	57	773	25	24	721	715	432	501	501	64.66	241	10,561	
	17	28	1	27		24			28	28	1	28	26	37.84			
	18	283	11	267	3	274	4	1	278	278	15	278	268	42.57	9	12,111	
	19	34		34		34			34	34	1	34	34	58.17			
	20	187	1	186		185	1	1	187	186	1	184	184	58.20			
	21	183		181	1	181	2	2	181	181		181	181	59.00			
	22	93	84	9		93			93	93	4	92	8	59.25	84	10,089	
	23	10	9	1		10	9	9	10	10	1	9	1	9.25	8	9,250	
	24	17	12	4		16	9	9	16	16	2	16	4	32.50	11	7,000	
	25	18	15	3		15	6	3	18	17	4	18	3	25.00	9	6,222	
	26	18	10	8		18	13	13	18	17	2	18	7	34.57	8	7,625	
	27	12	4	7	1	12			11	11	1	11	7	53.00	3	10,666	
	28	56	13	43		56			56	56		56	41	59.39	13	14,769	
	29	14	12	2		14	1	1	14	14	1	14	2	10.666	3	10,666	
	30	1				1			1	1		1					
	34	84	77	7		84			84	84		84	7	65.14	71	11,943	
	35	36	16	20		36			36	36	1	36	20	46.50	1	5	
	36	7	5	2		7	4	4	7	7		7	6	33.00	1	8,880	
	37	14	8	6		14	14	14	14	14	2	14	6	33.00	1	6,375	
	38	14				14	13	13	14	13	2	14	6	33.00	1	5,000	
	39	145	33	112		138	5	4	145	145	2	143	108	71.08	14	29,724	
	40	64	60	3	1	63	4	2	63	63	1	63	3	56.66	59	9,330	
	42	17	7	3	6	16	16	16	17	17	4	17	4	26.50	6	4,833	
	43	12	10	2		12	4	4	12	12	1	12	2	7.300	10	7,300	
	44	10	8	2		10	7	7	10	10	1	10	2	8.285	7	8,285	
	45	67	56	5	6	67			61	61	2	61	5	69.40	62	11,522	
	46	95	91	4		94	9	9	95	95	2	87	4	74.50	89	11,567	
	47	13	7	6		13	10	9	13	13	3	13	6	43.83	7	8,428	
	48	18	14	4		18	7	6	18	18	3	18	4	46.75	14	8,214	
	49	20	10	8		20	20	20	20	20	1	20	8	27.87	7	4,285	
	52	77	77			76	1	1	77	77	2	77	8	43.02			
	53	397	10	383	1	394	2	2	393	392	4	380	76	55.97	7	10,285	
	55	197	2	195		193			197	194		193	380	55.97	7	10,285	
	56	143	1	141	1	143			142	142		141	193	59.32			
	57	337	30	300	6	337	2	2	330	330	7	301	141	57.44			
	58	63		62	1	63			62	62		61	301	48.42	29	9,900	
	59	62	2	60		60	1	1	62	60		4	57	81.77	1		
	60	119	22	90	6	115	2	2	112	112	2	92	57	66.15	13	10,461	
	61	134	1	133		134	1	1	134	134		132	132	71.06	1		
	62	53	27	24		51			51	51		23	33	91.08	23	13,478	
	63	53	17	35		53			52	52		33	33	88.36	13	12,000	
	64	58	27	31		57			58	57		30	30	87.83	17	13,305	
	67	7	3	3		7	7	7	7	7	1	7	2	39.33	2	5	
	68	9	6	3		9	7	7	9	9	2	9	3	36.42	8	4,800	
	69	18	10	7		17	12	12	17	17	1	17	7	35.78	5	6,387	
	70	22	7	13	1	22	22	21	20	20	4	20	14	35.78	8	6,000	
	71	14	10	4		14	12	12	14	14	2	14	4	36.00	9	10,111	
	72	14	5	9		14	14	14	14	14	2	14	4	36.66	4	15,750	
	73	11	7	4		11	11	11	11	11	1	11	4	37.50	6	5,750	
	74	13	10	2	1	13	10	10	12	12	2	12	3	33.33	10	5,800	
	75	13	7	6		12	12	12	13	12	5	13	5	49.66	6	4,966	
	76	10	6	4		10	10	10	10	10	5	10	4	27.75	4	4,000	
	77	2				2			2	2		2					
	78	14	10	3		14	14	14	13	13	2	13	3	24.66	9	3,166	
	79	11	8	2	1	11	11	11	10	10	3	10	2	37.50	6	3,750	
	80	17	13	4		17	16	15	17	17	4	17	4	15.50	12	6,141	
	81	13	13			13	13	13	13	13	4	13	3	41.25	12	5,666	
	82	18	14	4		18	18	18	18	18	5	18	4	42.50	12	5,083	
	83	12	7	4		12	11	11	11	11	5	11	4	42.50	7	6,285	
	84	6	5	1		6	6	6	6	6	2	6	1	8.750	4	8,750	
	85	9	5	3		9	9	9	8	8	2	8	3	20.00	4	3,250	
	86	1				1			1	1		1					
	87	16	6	10		15	15	15	16	16	2	16	10	28.70	5	6,000	
	88	1				1			1	1		1					
	89	8	6	1	1	8	8	8	7	7		7	2	28.70	5	6,000	
	90	13	9	3		13	13	13	12	12	5	12	2	5.40	5	5,400	
	91	8	4	3		8	8	8	7	7		7	2	5.40	7	5,400	
	92	3	2	1		3	3	3	3	3	3	3	3	38.33	3	4,666	
	93	307	84	212	9	302	13	13	296	294	8	290	212	65.61	15	17,200	
	94	139		137	2	136			137	136	2	135	139	62.69			
	95	48	10	36	2	48			46	46		46	37	91.08	11	12,272	
	97	1				1			1	1		1					
	99	53		53		52			53	53		52	52	51.01	6	10,416	
	100	54	7	44	1	54	1	1	51	51	1	45	30	61.86	6	10,416	
	101	51	20	30	1	51			50	50	1	50	30	54.16	18	12,350	
	102	57	15	42		56	2		57	55		41	41	56.97	13	10,730	
	103	41	16	25		41			41	41	1	41	25	57.40	15	9,966	
	104	41	5	35		41			40	40	1	40	34	59.38	5	10,700	
	105	34	16	18		34			34	34		34	17	61.76	15	10,666	
	106	23	10	13		23			23	23	1	23	13	57.92	7	14,142	
	107	35	32	3		34			35	34	1	34	3	78.33	29	13,086	
	108	82	9	73		82			82	82	1	82	73	41.91	1		
	109	14		14		14			14	14		14	14	42.28			

¹For renter-occupied dwelling units and vacant nonseasonal not dilapidated units, for rent.
²For owner-occupied dwelling units and vacant nonseasonal not dilapidated units, for sale only.

Table 3.—CHARACTERISTICS OF HOUSING FOR CENSUS TRACTS, BY BLOCKS: 1950—Con.

Census tract	Block	All dwelling units by occupancy and tenure					All dwelling units by condition and plumbing facilities			Occupied dwelling units			Contract monthly rent ¹		Value ² of one-dwelling-unit structures		
		Total	Owner occupied	Renter occupied	Vacant non-seasonal not dilap., for rent or sale	Other vacant and non-resident	Number reporting	No private bath or dilap.	No running water or dilap.	Total	Persons per room		Occupied by non-white	Number reporting	Average monthly rent (dollars)	Number reporting	Average value (dollars)
											Number reporting	1.51 or more					
77	110	97	14	72	11	97	1	1	86	86	1	71	55.46	23	12,804		
	111	34	28	5	1	34			33	33		5	79.66	27	13,722		
	112	29	24			29			29	29			67.60	23	15,282		
	113	1															
	114	29	20	8	1	28			28	28	1	8	53.00	17	12,352		
	115	21	15	2	4	21			17	17		8	51.33	18	12,805		
	116	22	14	2		22	2		22	22		8	73.75	12	14,833		
	117	107	47	50	10	107			97	97	1	50	59.74	52	13,798		
	119	16	10	6		16			16	16		3	49.80	8	12,875		
	120	9	6	3		9			9	9		3	38.33	5	11,800		
	121	16	11	4	1	16			15	15		4	82.75	9	16,111		
	122	8	4	4		8			8	8		3	58.00	4	11,635		
	123	15	10	3	2	15			13	13		4	51.25	8	11,062		
	124	11	8	3		11			11	11		3	51.00	6	17,916		
	125	14	13	1		14			14	14		1	13.461	13	13,461		
	126	43	22	19	2	43	5	1	41	41	2	20	57.45	18	12,583		
	127	9	4	5		9			9	9		5	32.00	4	8,375		
	128	9	2	3		9			5	5		3	60.00	2			
	129	32	5	25	2	32			30	30		26	50.19	4	12,250		
	130	38	11	26	1	38	3		37	37	1	27	50.44	5	11,800		
	131	29	11	17		26			28	28	1	15	55.80	10	8,510		
	132	32	13	17	1	32			30	30	1	16	76.31	10	9,240		
	133	5	2	3		5			4	4		3	47.00	2			
	134	7	4	3		7	1	1	7	7		3	77.66	3	12,666		
	135	7	3	4		7			7	7	1	1	53.58	2			
	136	37	4	34		37			37	37	1	8	48.37	2			
	137	12	4	8		12			12	12		2		26	12,480		
	138	28	26	2		27	1	1	28	28		1	68.33	31	11,225		
	139	38	32	6		38			38	38		2	62.40	17	12,500		
	140	29	19	10		29			29	29	1	10	57.07	17	12,500		
	141	29	13	16		29			40	40		13		26	11,134		
	142	40	27	13		40	1		40	40		13		26	11,134		
	143	128	117	11		126	5		128	128	1	9	69.33	111	19,592		
	144	188	113	74	1	186	4	2	187	182	3	73	62.97	107	13,261		
	145	57	56	1		57	1	1	57	57		1		56	13,092		
	146	59	55	4		59			59	59		3	93.33	54	13,092		
	147	114	101	10	3	114			111	110	2	3	97.77	102	12,996		
	148	24	22	2		24			24	24		2		21	12,996		
	149	55	49	6		55			55	55		2	105.00	46	13,145		
	150	62	60	2		62			62	62		2		58	14,353		
	151	25	24	1		25	1	1	25	25		2		23	20,456		
	152	52	48	4		51			52	52		4	110.00	47	20,606		
	153	38	35	3		37	1	1	38	37		1		34	17,705		
	154	13	13			13			13	13		1		13	21,192		
	155	51	49	2	1	51			50	50		4	70.25	48	12,520		
	156	22	18	4		22			22	22		4	76.25	18	11,944		
	157	24	20	4		24			24	24		4	45.41	17	12,517		
	158	60	41	19		58			60	56		41	44.00	18	11,566		
	159	54	20	34		54	1	1	54	54		34	42.21	19	11,578		
	160	123	4	119		123	1	1	123	122		119	40.87	3	13,833		
	161	94	1	92	1	92			93	92		89	40.87	2			
	162	84	3	80	1	83			83	82		81	43.66	1			
	163	40	1	39		39			40	40		1	64.60	1			
	165	61	15	45	1	61	2	2	60	59	1	45	61.35	12	13,983		
	166	39	18	19	2	39	8	8	37	37		18	57.94	11	24,545		
	167	7	3	4		7	2	2	7	7		4	52.50	2			
	168	64	5	58	1	64	2	2	63	63	2	58	49.22	3	18,333		
	169	42	20	22		41			42	41	2	1	66.85	16	16,062		
	170	56	4	52		56			56	56		20	52.01	3	17,000		
	172	26	2	24		26			26	25		23	58.69	2			
	173	42	9	32	1	42			41	41	3	32	61.09	7	17,142		
	174	4	3	1		4			4	4		1		2			
	175	35	4	31		35			35	34		26	57.50	3	19,333		
	176	37	17	20		37			37	37		20	54.25	16	20,812		
	177	2				2			2	2							
	178	55	24	30	1	54			54	53		26	61.30	22	12,440		
	179	67	44	23		67	1	1	67	67	3	21	58.09	34	13,750		
	180	127	22	104	1	126			126	125		101	62.70	19	15,489		
	181	70	51	16	1	70	4		67	67		16	71.93	47	19,661		
78	1	1				1			481	480	107	25	460	3,446	19	12,252	
	3	516	27	454	7	281	489	5	29	28		2	19	52.10	7	13,057	
	4	30	9	20		30	20	2	21	21		2	5	67.00	16	9,818	
	5	21	16	5		21	31	1	2	2		1	4	48.43	9	10,555	
	6	33	13	19		33	74	2	32	30		4	16	30.49	16	11,593	
	7	84	1	72	2	84	74	5	73	71	15	33	47.75	6			
	8	55	21	33		55	55	5	54	54		41	33	47.75	2		
	9	4	3	1		4	4		4	4		1	1		58	9,148	
	10	107	63	41	3	105	5	41	104	103	10	87	36	41.88	2		
	11	5	2	3		5			5	5		4	1		58		
	12	40	11	29		37	37	1	40	40		4	25	66.52	6	10,416	
	13	81	65	16	1	80	80		80	78		5	70	59.91	3	14,166	
	15	15	5	10		15	13		12	12		1	4	42.42	4	5,500	
	16	10	5	5		10	10		10	10		1	7	42.00	5	11,200	
	17	10	5	5		10	10		10	10		1	4	40.00	7	6,571	
	18	10	5	5		10	10	1	10	10		14	4.33	6	6,416		
	19	7	6	1	1	7	7		7	7		7	39.33	3	7,666		
	20	9	8	1		9	9	1	9	9		1		8	8,437		

¹For renter - occupied dwelling units and vacant nonseasonal not dilapidated units, for rent.
²For owner - occupied dwelling units and vacant nonseasonal not dilapidated units, for sale only.

HOUSING—BLOCK STATISTICS

Table 3.—CHARACTERISTICS OF HOUSING FOR CENSUS TRACTS, BY BLOCKS: 1950—Con.

Census tract	Block	All dwelling units by occupancy and tenure					All dwelling units by condition and plumbing facilities			Occupied dwelling units			Contract monthly rent ¹		Value ² of one-dwelling-unit structures	
		Total	Owner occupied	Renter occupied	Vacant non-seasonal not dilap. for rent or sale	Other vacant and non-resident	Number reporting	No private bath or dilap.	No running water or dilap.	Total	Persons per room		Number reporting	Average monthly rent (dollars)	Number reporting	Average value (dollars)
											Number reporting	1.51 or more				
78	21	10	7	3		9	1	1	10	10	2	10	3	24.00	7	9,571
	22	11	9	2		11	4	3	11	11	1	11	3		9	9,833
	23	13	9			11	2		22	21	1	13	2		11	16,272
	24	25	9	15		25	2		24	24	2	9	1	52.00	8	14,625
	25	53	33	20		53	1		53	52	2	51	1	43.25	8	12,682
	26	11	1	1	1	11			10	10	3	10	20	55.50	9	16,444
	27	13	12	1		13		2	13	13		12	1		9	10,100
	28	34	30	3		34			33	32	1	33	3	47.00	10	14,553
	29	18	14	4		18			18	18		18	4	57.75	8	18,545
	30	8	7	1		8			8	8		8	1		11	15,166
	31	26	16	9	1	26			25	25		24	9	61.44	13	13,192
	32	17	13	3		17	3	1	16	16	2	16	3	30.00	13	10,153
	33	13	10	2		13	1	1	12	12		12	2		10	11,100
	34	15	8	6	1	15	2		14	14	1	14	6	64.16	8	7,500
	35	19	8	10	1	19	2		18	18	1	18	10	49.20	7	8,857
	36	10	5	5		10			10	10	1	10	5	34.00	5	10,220
	37	20	13	6		19	2		19	19	4	19	6	32.83	12	7,258
	38	9	9			9			9	9		9			8	7,375
	39	24	17	7		24	3	1	24	24	7	24	6	31.66	14	6,821
	40	17	4	12		17	1	1	16	15	5	16	11	36.09	3	6,833
	41	16	4	12		16			16	16	1	16	12	41.75	4	6,250
	42	17	1	16		17			17	17	1	17	16	42.56	1	9,571
	43	18	7	7		18		4	14	14	4	14	7	38.85	7	8,115
	44	27	23	4		27			27	27	4	27	4	47.50	20	5,433
	45	19	11	8		19	4	2	19	19	5	19	8	55.75	17	7,058
	46	20	19	1		20			20	20	5	19	1		12	11,916
	47	16	13	2	1	16			15	15		15	2		15	9,533
	48	21	16	5		21	4	2	21	21	1	21	5	39.40	14	10,657
	49	16	14	2		16	1		16	16	1	16	2		14	10,235
	50	31	20	9	1	29	2		29	29	2	29	8	43.87	17	10,235
	51	13	13			13	1	1	13	13	3	13	2		12	10,125
	52	14	10	3		10	1		13	12		13			7	9,857
	53	22	14	8		21	2		22	22		18			11	10,772
	54	22	17	5		24	7	1	24	24	4	24	6	27.33	16	8,706
	55	2	2			2			2	2		2				
	56	20	17	3		19	2	1	20	18	2	20	3	36.66	16	9,531
	57	29	14	15		28	2	2	29	29	2	27	15	57.33	12	7,708
	58	26	9	16		25	4	2	25	23	3	25	15	67.13	8	9,062
	59	30	7	23		29	3	2	30	30	2	30	22	65.54	6	6,666
	60	27	10	17		27	5	4	27	27	1	26	17	57.94	8	8,312
	61	20	12	6		20	4	2	18	17	1	18	6	42.33	11	9,000
	62	14	2	1		12	2		14	13		14	2		8	9,750
	63	12	10			10	1		11	11		11	1		10	10,300
	64	208	178	130		162			208	200	17	207	121	57.66	72	9,405
	65	154	71	31		153	4	2	152	152	5	152	80	53.90	61	8,593
	66	32	28	3		31			31	30	2	31	2		25	9,140
	67	5	4	1		5			5	5		5			3	8,333
	68	20	10	9		20	6	6	19	19	2	19	9	35.55	9	7,911
	69	12	9	3		12	2		12	12	1	12	3	30.00	9	6,555
	70	27	20	6		26	10	7	26	25		26	4	28.25	19	7,052
	71	24	21	3		24	2	1	24	24	6	24	3	36.33	21	7,142
	72	10	8	2		10	2		10	10		10	2		6	5,733
	73	16	11	5		16	4		16	16	4	16	5	39.00	9	7,544
	74	19	12	6		19	6	1	18	18	2	18	6	30.16	10	6,270
	75	72	64	7		72	2	2	71	70	4	71	6	56.66	54	9,009
	76	2				2			2	2		2				
	77	70	66	2	2	69			68	67	1	68			66	9,996
	78	180	110	69	1	177	32	25	179	178	21	175	66	46.39	104	8,217
	79	19	16	3		16	1	1	19	18	1	19	2		13	8,769
	80	21	16	4		19			20	20	2	20	3	46.66	15	7,666
	81	53	25	28		51	4	4	53	52	2	52	28	67.35	22	10,022
	82	41	33	8		40	6	6	41	41	3	39	8	53.87	32	9,153
	83	12	3	9		11	1		12	11	1	11	8	49.00	1	
	84	29	22	7		29	8	7	29	29	1	28	7	63.57	21	6,238
	85	4	4			4			4	4		4			4	9,875
	86	29	6	23		29	2	2	29	29	6	29	23	64.82	5	7,600
	87	23	7	2	14	23			23	23	1	23	2		6	8,500
	88	10	6	4		10			10	10	1	10	4	63.25	5	9,600
	89	38	19	19		38	14	2	38	38	9	38	19	59.36	12	11,250
	90	34	33	1		34			34	34	2	33	1		33	11,242
	91	53	16	37		53			53	53	2	53	37	71.24	15	9,066
	92	11	3	8		11		1	11	11	3	11	8	36.87		
	93	13	6	7		13	5		13	13	4	13	7	51.42	4	32,500
	94	15	9	5		14	1	1	14	14	1	14	5	40.00	9	8,777
	95	18	11	7		18	2	2	18	18	1	18	6	37.83	11	5,972
	96	25	16	7		23	8	4	23	21	3	23	6	25.50	14	7,457
	97	8	2	6		8			8	8		8			1	
	98	6	4	4		6			6	6	2	6	4	28.66	1	
	99	8	5	1		8			8	8	2	8	4	45.00	3	5,000
	100	18	13	5		16	1		18	18	1	18	5	70.00	5	7,600
	101	11	3	8		11	1		11	11	3	11	8	42.50	3	16,333
	102	9		9		9			9	9		9		40.25		
	103	21	6	15		21	7	2	21	21	3	21	15	68.60	6	6,733
	104	7	3	4		7			7	7		7	4	41.50	3	6,966
	105	8	8			8			8	8		8			7	7,671
	106	65	9	55	1	64			64	64	3	64	54	39.46	7	10,142
	107	23	12	11		23	2		23	23	5	23	11	40.54	9	7,166

¹For renter-occupied dwelling units and vacant nonseasonal not dilapidated units, for rent.
²For owner-occupied dwelling units and vacant nonseasonal not dilapidated units, for sale only.

Table 3.—CHARACTERISTICS OF HOUSING FOR CENSUS TRACTS, BY BLOCKS: 1950—Con.

Census tract	Block	All dwelling units by occupancy and tenure					All dwelling units by condition and plumbing facilities			Occupied dwelling units			Contract monthly rent ¹		Value ² of one-dwelling-unit structures	
		Total	Owner occupied	Renter occupied	Vacant non-seasonal not dilap., for rent or sale	Other vacant and non-resident	Number reporting	No private bath or dilap.	No running water or dilap.	Total	Persons per room		Number reporting	Average monthly rent (dollars)	Number reporting	Average value (dollars)
											Number reporting	1.51 or more				
78	108	31	20	11		31	5	1	31	31	4	31	11	58.45	17	10,147
	109	11	7	4		11			11	11	3	11	4	48.75	7	10,142
	110	2														
	111	15	11	4		15	1		15	15	1	15	4	50.00	9	10,777
	112	3	3			3		1	3	3	3	3			3	10,333
	113	56	21	35		55	1		56	56	2	47	34	53.29	20	10,900
	114	68	37	41		68	5	5	68	65	8	67	41	47.56	27	11,777
	115	34	22	10		34			32	32	1	31	10	52.70	20	11,400
	116	48	27	18	2	48			45	45	2	36	18	57.77	27	11,051
	117	43	14	26	3	40			40	38		18	25	52.00	11	12,136
	118	143	1	142		141			143	142	2	140	141	67.53		
	119	655	5	643	6	649		5	648	644	27	636	646	58.38	4	13,750
	120	132		126		124			126	125	12	126	126	38.93		
	121	32		32		31			32	32	5	30	31	39.48		
	122	143	3	140		143	3	3	143	143	22	142	136	40.79	3	10,666
	123	40		40		39			40	40	4	39	39	42.46		
	124	100	3	97		98			100	99	1	2	95	58.66	2	12,250
	125	6		1		6			6	6	1	4	1		4	12,230
	126	95	16	76	2	94		1	92	90	14	90	76	52.68	19	11,230
	127	30	9	21		30		1	30	30		30	21	56.71	9	11,333
	128	16	13	3		15			16	15		16	3	90.00	12	11,666
	129	25	19	3	3	25		1	22	22	3	22	3	42.33	21	10,833
	130	11	7	4		11			11	11	2	11	4	58.75	4	28,750
	131	8	6	2		8			8	8		8	2		6	13,500
	132	63	29	34		61			63	63	1	63	34	44.58	29	12,724
	133	153	18	133	1	152	20	19	151	151	8	152	133	54.94	19	7,063
	134	1				1			1	1		1				
	135	8		4		7	3	3	8	8	1	8	4	32.00	4	7,375
	136	15	6	9		15			15	15	2	15	9	53.88	6	8,166
	137	22	15	8	1	21	5	5	21	21	2	12	9	39.11	13	9,923
	138	13	5	8		12	3	3	13	13	4	13	8	32.87	5	8,100
	139	18	9	9		18	1	1	18	18		18	9	54.44	8	12,187
	140	5				5			5	5	1	5			5	9,200
	141	5		3	1	5			5	5		5	4	65.75	1	
	142	44	5	38	1	44	2	2	43	43	1	43	39	63.41	4	9,550
	143	4		4		4	2	2	4	4		4	1		3	4,100
	144	17	3	15		17	7	7	17	16	5	17	15	46.66	2	8,666
	145	3		3		3	2	2	3	3	2	3	3	23.00	3	8,666
	146	5		4		5	3	3	5	5		5	4	26.00	1	
	147	27	23	4	1	26	1	1	26	26	1	26	4	65.25	23	9,021
	148															
	149	131		129	1	131	2	2	129	129	9	129	128	37.68		
	150	85	2	82		85	1	1	84	84	19	84	80	42.30	2	
	151	18	6	12		18			18	18	5	18	12	43.08	6	10,083
	152	2				2			2	2		2				
	153	28	7	21		28	1	1	28	28	3	28	21	45.14	6	9,333
	154	18	17	1		18			18	18	1	18	1		17	11,164
	155	54	19	35		51	2	2	54	53	8	54	35	45.77	17	8,847
	156	6	6			5			6	6		6			6	11,583
	157	36	24	12		32			36	36	3	36	12	43.41	22	10,554
	158	90	30	58	2	83			88	84	10	88	57	47.08	24	11,070
	159	48	26	22		44			48	48	5	48	22	42.95	18	7,150
	160	8	5	3		6			8	8		8	3	44.00	4	9,750
	161	56	41	14	1	44			55	53	6	55	14	44.00	39	10,494
	162	13	12	1		13			13	13		13	1		12	11,750
	163	105	35	69		104	4		104	102	11	104	68	42.27	33	12,672
	164	9	8	1		9			9	9		9	8		8	11,875
	165	16	14	2		14	1	1	16	16	1	16	2		14	12,464
	166	11	5	6		11	5	4	9	11	2	10	6	27.16	4	4,750
	167	9	5	4		8	3	5	9	9		9	4	20.00	5	5,520
	168	7	2	5		7			7	7		7	5	24.80		
	169	17	10	7		17	3	3	17	17	2	17	7	47.14	10	9,150
	170	17	14	3		17	5	4	17	17	2	17	3	46.56	14	9,307
	171	10	8	2		10	2	2	10	10		10	2		8	10,875
	172	13	10	3		13	3	3	13	13	1	13	3	36.00	9	14,500
	173	51	7	44		51	3		51	50		27	44	51.34	6	11,250
	174	3		1		3			3	3		3			2	
	175	7	2	5		7	3	2	7	7		7	2		5	8,400
	176	2				2			2	2	5	2	6	50.33	15	11,187
	177	22	16	6		22	3	3	22	32	1	33	8	38.12	26	10,840
	178	33	25	8		32			33	33		33				
	179	36	20	16		35	2	2	36	35	4	36	15	54.80	11	7,618
	180	55	31	20	4	52	5	1	51	49	7	50	20	47.50	32	7,843
	181	60	42	9	9	56	3	5	55	48	6	50	7	36.71	46	7,034
	182	16	9	6		16	3	2	15	15		15	5	50.40	7	12,714
	183	14	7	7		14	2	2	13	13	2	13	7	38.57	6	13,666
	184	65	3	61	1	64			64	63	8	64	60	40.63	3	19,333
	185	13	6	7		13			13	13		13	6	46.16	6	10,000
	186	16	10	6		16			16	16	3	16	5	53.80	10	10,700
	187	69	30	38		68			68	68	9	67	38	53.07	28	12,225
	188	23	10	13		21			23	23		23	13	52.46	9	11,666
	189	9	7	2		9			9	9	1	9	2	42.86	7	10,000
	190	51	29	22		51			51	51	10	49	22	42.86	25	7,220
	191	40	22	18		39	2	1	40	40		40	17	46.05	16	7,988
	192	5	4	1		5			5	5		5	5		4	17,500
	193	455	296	143	16	444	5	2	439	437	3	10	142	53.33	308	9,512
	194	74	57	10	6	73			67	66		10	9	71.44	61	11,003
	195	2														

¹For renter - occupied dwelling units and vacant nonseasonal not dilapidated units, for rent.
²For owner - occupied dwelling units and vacant nonseasonal not dilapidated units, for sale only.

HOUSING—BLOCK STATISTICS

Table 3.—CHARACTERISTICS OF HOUSING FOR CENSUS TRACTS, BY BLOCKS: 1950—Con.

Census tract	Block	All dwelling units by occupancy and tenure					All dwelling units by condition and plumbing facilities			Occupied dwelling units			Contract monthly rent ¹		Value ² of one-dwelling-unit structures		
		Total	Owner occupied	Renter occupied	Vacant non-seasonal not dilap., for rent or sale	Other vacant and non-resident	Number reporting	No private bath or dilap.	No running water or dilap.	Total	Persons per room		Number reporting	Average monthly rent (dollars)	Number reporting	Average value (dollars)	
											Number reporting	1.51 or more					Occupied by non-white
78	197	50	26	23		1	49		49	45	1	3	22	55.45	26	9,973	
	198	58	29	28		1	58		57	57		4	28	56.14	28	9,507	
	199	41	34	4			41	1	44	44		1	5	69.60	34	10,935	
	200	45	38	6		1	45		41	41		1	6	82.83	36	11,077	
	201	42	37	4			41	1	41	41			4	59.50	36	9,908	
	202	58		58			58		58	58		3	5	41.74			
	204	78	62	13		1	77		75	75		8	12	63.58	53	13,486	
	205	81	66	13		2	81		79	79		8	12	76.33	64	13,196	
	206	138	15	123			136		133	135		12	13	52.07	99	11,222	
	207	13	13				13		13	13		12	13		1	12,269	
	208	4	4				4		4	4		2	4			2	
	209	5	4	1			5		5	5		1	1			2	
	210	32	26	6			32		32	32		1	6	69.50	25	13,920	
	211	17	17	1			18		18	18		1	1		17	13,447	
	212	8	8				8		8	8			8		8	13,625	
	213	2					2		2	2							
	214	48	25	23			45		48	47		3	48	45.54	22	13,318	
	215	30	25	5			30	1	30	30		2	30	47.60	24	13,795	
	216	22	16	5		1	22	1	21	21		5	5	48.60	15	15,700	
	217	14	11	2			14		13	13		1	1		9	13,666	
	218	2					2		2	2							
	219	26	8	17		1	26		25	25		6	24	55.23	8	21,000	
	220	1					1		1	1							
	221	28	22	6			28		28	28			5	64.20	21	14,238	
	222	27	6	21			27		27	27		1	21	57.71	4	18,750	
	223	26	22	4			26		26	26		1	4	57.50	19	12,863	
	224	56	50	4		1	55		54	54		1	3	51.66	49	12,283	
	225	77	58	16		3	77	1	74	73		1	17	74.52	49	13,271	
	226	40	35	5			40		40	40			5	58.00	33	13,727	
	227	68	17	51			67		68	66		1	49	40.85	17	13,705	
	228	162	20	141			161	2	161	160		1	1	42.12	19	11,842	
	229	50	40	9		1	50		47	47			138	77.44	40	10,032	
	230	81	64	11		6	81		75	75			9	72.00	64	10,546	
	231	45	37	6		1	45		43	39		3	10	97.00	38	9,855	
232	61	31	20		2	61		51	47			19	60.57	30	10,033		
233	72	1	71			71		72	72		3	1	49.67				
234	38	19	18		1	37		37	37		4	1	52.83	16	14,625		
235	73	57	13		3	72	1	70	68			18	73.14	14	13,127		
236	35	12	23			35		35	35		3	3	74.04	51	14,380		
237	38	5	33			38		38	38		3	3	61.15	3	13,000		
238	1					1		1	1								
239	2					2		2	2								
240	17	14	3			17		17	17			7	71.66	14	12,250		
241	9	9				9		9	9					8	15,375		
242	17	15	1		1	17	2	16	16			1	169.00	14	14,828		
243	20	18	1		1	18	1	19	19			1	51.50	14	13,437		
244	62	43	19			62	2	62	61		4	5	45.06	16	13,583		
247	3	2	1			3		3	3			1					
248	3	2	1			3		3	3			1					
250	2					2		2	2			1					
251	2					2		2	2								
252	120	72	45		3	117	3	117	113		1	117	69.10	69	11,913		
79	1	91	30	60		1	91	32	30	90	89	10	59	58	3,624		
	3	75	67	8			75	2		75	75		74	8	71,235		
	4	82	65	16		1	82	1		81	81	2	78	8	73,897	63	
	5	54	46	8			54	7		54	54		54	4	55,255	59	
	6	105	87	17		1	103	8		104	102	4	98	116	56,522	41	
	7	197	80	116			196	35	21	196	196	16	186	117	56,522	79	
	8	24	6	18		1	24			24	24		1	43.64	60	13,321	
	9	58	31	27			58	32	22	58	24		1	51.72			
	10	82	1	79		2	80	4	2	80	58		7	26	40.30	29	
	11	93	41	48		4	89	23	2	89	78		2	47	53.19		
													33	4	43.48	32	
	12	37	13	22		2	35	7		35	35		3	15	37.45	12	
	13	53	23	30			53	17		53	53		9	25	49.40	19	
	14	75	32	42		1	75	38	18	74	73		9	68	41.40	19	
	15	57	23	33			56	17	14	56	54		9	68	38.31	25	
	17	51	21	21		1	51	5	5	54	54		9	52	33.66	22	
	18	36	10	26		9	36			42	42		3	42	51.60	18	
	19	28		28			28			26	26		2	11	43.88	8	
	20	40	30	10			40	3	1	40	27		4	28	42.17		
	21	41	17	24			41	8	7	40	40		4	40	53.40	28	
	22	45	7	38			44	2		45	41		3	41	40.13	17	
													2	45	52.23	6	
	23	45	17	28			45			44	44		1	45	28	12,968	
	24	33	31	2			33	3	1	33	33		1	28	33	13,642	
	25	93	29	64			93			93	92		2	71	64	12,464	
	26	49	46	3			49			49	49		1	43	46	12,228	
	27	139	29	109		1	138	7	3	138	137		6	5	54.96	46	
	28	139	18	121			138	20	12	139	139		6	4	54.96	17	
	29	77	14	61		1	77	2	2	75	74		4	4	48.26	3	
	30	80		80			79			80	80		2	2	50.09	4	
	31	67	1	64		1	65	3	3	65	65				38.82		
	32	56	20	33		1	53	19	19	53	49		11	63	37.58		
													2	33	60.87		
	33	78	42	36			76	24	22	78	75		1	62	36	5,094	
34	62	17	44		1	60	7		61	60		5	16	42	5,121		

¹For renter-occupied dwelling units and vacant nonseasonal not dilapidated units, for rent.
²For owner-occupied dwelling units and vacant nonseasonal not dilapidated units, for sale only.

Table 3.—CHARACTERISTICS OF HOUSING FOR CENSUS TRACTS, BY BLOCKS: 1950—Con.

Census tract	Block	All dwelling units by occupancy and tenure					All dwelling units by condition and plumbing facilities			Occupied dwelling units			Contract monthly rent ¹		Value ² of one-dwelling-unit structures		
		Total	Owner occupied	Renter occupied	Vacant non-seasonal not dilap., for rent or sale	Other vacant and non-resident	Number reporting	No private bath or dilap.	No running water or dilap.	Total	Persons per room		Occupied by non-white	Number reporting	Average monthly rent (dollars)	Number reporting	Average value (dollars)
											Number reporting	1.51 or more					
79	35	75	2	69	2	2	75		71	71	5	2	68	42.97	1		
	36	60	23	34	2	1	58	13	57	57	1	3	36	64.13	14	12,071	
	37	110	42	64	2	3	110	11	106	105	3	2	62	67.80	13	12,192	
	38	177	44	66	1	1	110	5	110	109	3	3	65	64.58	16	13,906	
	39	77	38	35		4	77	4	73	73	2	6	35	76.82	18	14,833	
	40	80	35	41	3	1	80	10	76	76		1	43	63.60	16	12,781	
	41	84	22	62			83	H	84	82	1		61	50.68	6	15,500	
	42	105	16	83	2	4	104	11	99	95		24	83	59.38			
	43	81	31	49		1	81		80	78	1	19	49	51.36	22	13,518	
	44	15	15				15		15	15		2			15	11,466	
	80	1	34	28	6			34		34	34	2	24	5	10,640	13	9,384
2		26	12	14			26	10	26	26	5	20	14	42.42	8	9,875	
3		82	31	51			81	8	82	82	3	28	48	41.62	26	13,500	
4		63	33	27	2	1	61	11	60	60	3	51	28	47.32	24	18,500	
5		92	37	55			91	7	92	90	2	41	55	52.45	32	9,734	
6		67	35	30		2	67	11	65	62	3	32	28	50.07	30	9,773	
7		36	26	10			35		36	35		19	10	61.00	25	12,360	
8		48	25	21	2	2	47	9	46	45	8	23	19	51.63	25	10,165	
9		97	48	47	1	1	93	16	95	92		52	44	49.25	37	9,637	
10		102	44	57		1	101	28	101	99	11	53	56	46.91	36	9,947	
11		108	37	70		1	107	10	107	106	4	22	68	53.05	34	11,935	
12		65	39	21	4	1	65	6	60	60	3	37	23	51.08	33	11,077	
13		55	31	42	1	1	55	6	53	53	9	38	42	40.80	8	9,500	
14		57	32	24		1	57	9	56	56	2	20	23	53.30	21	12,538	
15		60	16	43	1		60	7	59	58	5	24	43	40.95	13	9,784	
16		68	36	29		3	67	2	65	62	2	47	26	45.73	32	10,781	
17		52	33	17		2	52	11	50	50	1	18	17	54.82	24	11,187	
18		58	20	37		1	58	4	57	57	3	20	37	40.32	16	10,318	
19		59	32	27			59	5	59	58	2	25	27	44.66	31	10,693	
20		67	43	21	2	1	67	18	64	64	2	4	19	59.57	35	11,242	
21		39	27	9		3	39	2	36	36		7	9	57.77	23	11,334	
22		136	37	95	3	1	136	24	132	131	9	37	94	52.07	22	11,318	
23		100	20	77		3	95	55	97	96	15	32	75	35.25	14	10,857	
24		65	21	43		1	64	35	64	64	2	21	40	43.50	18	8,666	
25		33	20	10	1	2	33	8	30	30	2	22	10	64.00	19	12,526	
26		75	38	33	1	3	72	17	71	70	7	7	45	41.35	32	10,051	
27		99	35	62	2		96	27	97	93	13	64	61	38.91	32	7,209	
28		62	28	34			59	13	62	62	5	40	32	48.03	24	9,266	
29		57	29	26	2	2	55	9	55	53	1	26	27	58.18	22	9,904	
30		14	2	10			14		12	12	2	3	12	38.00	2		
31		52	21	30	1		51	12	51	51	4	49	30	34.66	19	10,352	
32		74	24	48		2	74		72	72		8	47	67.42	19	14,684	
33		40	24	15		1	39		39	39	1		15	75.00	24	14,437	
34	9	5	4			9		9	9			4	71.25	5	12,940		
35	61	2	58	1	1	61		60	60		59	60	45.54				
36	60		59		1	60		59	59		24	24	45.12				
37	24		24			24	7	24	24		3	35	52.68	20	9,485		
39	73	24	44		3	72		68	67	2	3	10	46.42	13	10,884		
40	79	18	61			79		79	79		20	59	46.42	26	10,000		
41	60	35	21	3	1	60	10	56	55		8	20	51.20				
42	81	35	46			81	6	81	81	11	57	45	47.35	27	9,733		
43	54	18	35	1		54	10	54	53	1	16	34	61.70	16	11,518		
44	53	34	19			53	3	53	53	2	13	19	62.73	27	11,207		
46	86	53	29		4	85	9	85	85		4	27	76.88	35	13,528		
47	25	15	10			25	4	25	25	1	9	6	60.00	12	12,500		
48	102	59	40	3	3	102	4	99	98		34	39	56.66	42	12,042		
49	66	26	39	1	1	66	25	66	64		4	38	56.23	16	12,250		
50	88	32	52	4		88	12	84	83	5	8	50	60.32	22	11,431		
81	1	65	22	40		3	64	2	62	61	2	6	39	53.12	11	11,154	
	2	10	6	4			10	5	10	10		4	4	53.75	5	12,400	
	3	39	22	16	1	2	37	6	38	36		9	15	47.53	17	11,264	
	4	132	20	107	3	2	125	14	127	122	2	8	100	48.03	10	11,450	
	5	66	34	30			66	5	64	63	3	25	28	58.07	13	11,746	
	6	81	12	69			80	14	81	81	1	8	67	48.46	9	11,777	
	7	61	14	42	2	3	61	20	56	56	2	17	41	47.36	9	10,355	
	8	55	26	24		4	55	18	50	50	1	12	24	59.95	20	11,050	
	9	106	33	67	1	6	104	32	100	97	4	25	63	54.15	23	11,891	
	10	82	21	59	1	1	81	33	80	80	11	49	59	42.49	11	8,990	
	11	39	17	22			39	5	39	39	1	13	22	52.36	17	6,764	
	12	39	21	16	1	1	39	6	37	35		7	13	49.69	17	8,764	
	13	73	38	35			72	18	73	72	4	20	35	62.48	27	10,240	
	14	88	33	54	1	1	87	4	87	86	3	20	54	53.77	22	10,909	
	15	134	37	93	1	3	132	7	130	130	11	20	89	50.35	22	10,463	
	16	15	7	7		1	15	6	14	14	2	7	7	51.00	5	18,000	
	17	37	20	17			37	3	37	36		15	15	65.93	10	14,200	
	18	99	36	59	2	2	98	23	95	93	3	3	57	54.94	12	12,083	
	19	118	25	82	5	5	116	32	107	107	7	3	81	51.02	14	15,428	
	20	16	9	6		1	15	4	15	15		1	5	55.20	7	19,571	
21	104	11	91	1	1	104	29	102	101	9	5	88	49.19	9	16,277		
22	60	19	40			60	20	59	59		8	38	56.39	11	12,000		
23	42	10	30	1	1	40	13	40	38	1	27	27	59.85	2			

¹For renter - occupied dwelling units and vacant nonseasonal not dilapidated units, for rent.
²For owner - occupied dwelling units and vacant nonseasonal not dilapidated units, for sale only.

HOUSING—BLOCK STATISTICS

Table 3.—CHARACTERISTICS OF HOUSING FOR CENSUS TRACTS, BY BLOCKS: 1950—Con.

Census tract	Block	All dwelling units by occupancy and tenure					All dwelling units by condition and plumbing facilities			Occupied dwelling units			Contract monthly rent ¹		Value of one-dwelling-unit structures	
		Total	Owner occupied	Renter occupied	Vacant non-seasonal not dilap., for rent or sale	Other vacant and non-resident	Number reporting	No private bath or dilap.	No running water or dilap.	Total	Persons per room		Number reporting	Average monthly rent (dollars)	Number reporting	Average value (dollars)
											Number reporting	1.51 or more				
82	6	31	6	25		31	4	1	31	30	4	9	22	60.95	6	10,500
	7	90	11	78	1	80	13	1	89	85	10	7	72	48.43	7	8,871
	8	181	24	155		175	39	2	179	174	9	12	147	61.34	7	10,500
	14	118	19	89	7	118	31	12	108	106	11	19	94	47.59	15	15,466
	15	114	14	93	4	108	33	4	107	106	14	16	93	50.55	7	18,000
	16	29	3	26		28	5	5	29	29		9	26	55.73	3	12,000
	18	86	27	57	1	83	27	1	84	83	8	3	58	55.58	16	11,593
	19	61	17	41	2	61	18		58	57	2	1	41	50.92	3	11,000
	20	37	11	26		37	16	1	37	36	1	1	26	69.61	5	13,500
	21	75	11	61	2	75	4	2	72	71	2	18	62	52.87	3	12,000
	22	76	1	74	1	73			75	73			72	81.18		
	25	89	15	69	1	87	20	4	84	84	3		67	50.01	11	13,727
	26	66	21	43		66	4	4	64	64	5	14	39	49.15	17	13,529
	27	84	24	58	2	83	30		82	78	8	2	58	57.72	12	13,083
	28	133	19	110	3	132	38		129	128	7	2	101	55.61	5	16,500
	29	120	37	82	1	117	53	7	119	118	6	4	78	48.28	22	11,727
	30	71	22	49		70	17		71	70	4	19	46	61.39	8	12,562
	31	56	18	37		54	29	24	55	55	4		36	66.83	9	10,722
	32	149	34	109	3	140	68	37	143	138	11	4	101	53.36	13	14,461
	33	53	15	25	13	42	14		40	40	2	9	36	45.52	7	17,428
	34	70	13	53	4	70	22	14	66	66	5	15	52	49.23	12	10,166
	35	143	12	123	6	137	44	19	135	131	16	29	119	50.03	8	14,750
	36	168	30	145	3	183	52	11	175	173	8	1	130	60.32	10	10,850
83	1	64	15	48	1	63	3		63	63	9	39	47	57.89	9	12,000
	2	106	32	71		106	17	13	103	102	14	77	69	48.11	25	10,960
	3	51	19	31	1	51	5	5	50	50	5	28	30	46.93	19	11,578
	4	42	16	25		38	1	1	41	41	6	17	25	51.52	15	11,133
	5	84	46	38		74			84	83	4	39	36	58.33	45	11,466
	6	63	25	36		61	29	22	61	61	9	39	35	45.42	13	9,607
	10	53	22	30	2	52	34	25	52	52	6	50	30	35.10	15	10,233
	11	167	22	144	1	166	56	19	166	166	29	111	141	39.21	13	11,500
	12	90	43	45	2	89	35		88	88	6	56	42	45.69	35	12,857
	13	83	38	43	2	83	25		81	81	8	29	45	58.86	29	12,782
	14	81	41	40		80	15		81	81	9	39	40	52.77	29	11,444
	15	117	31	78	1	114	26		109	107	6	16	78	52.39	24	11,833
	16	93	25	65		93	20		90	90	8	35	64	54.95	19	11,815
	17	67	18	44	4	66	10		62	62	3	7	47	58.61	6	12,166
	18	89	37	52		88	28		89	89	7	48	50	48.76	30	10,900
	19	96	38	57	1	91	24		95	94	10	49	54	53.37	24	10,341
	20	83	21	49	10	82	10		70	70	10	28	56	49.96	13	11,038
	22	74	31	38		68	13	10	69	68	5	19	36	49.30	28	11,053
	23	94	31	62	1	94	39		93	93	11	48	62	59.08	23	10,217
	26	286	12	270	4	284	27	3	282	281	2	26	265	52.98	8	8,375
	27	71	45	23	1	70	5	2	68	68	2	17	18	54.77	39	13,051
	28	60	28	28		57	12	5	55	56	2	32	28	52.10	17	10,264
	29	60	28	31		57	3		55	57	5	21	31	56.00	20	9,900
	30	56	49	7		55			54	56			4	88.25	29	13,448
	31	55	50	4		51			52	52	1	2	4	96.25	39	13,128
	32	38	18	19	1	37	1	1	37	37	1	7	17	54.00	18	9,361
	33	8	1	7		8			8	8		1	7	44.00		
	34	83	22	60	1	81	9	1	82	82	2	6	59	53.50	16	10,843
	35	52	24	25	2	45	15		49	49	2	9	26	58.53	18	11,761
	36	121	27	92	2	115	27	2	119	119	5	16	92	50.84	21	13,309
	37	106	32	73		103	51	2	105	102	1	22	72	49.72	14	11,142
	38	42	4	38	1	42	30		42	40	2	1	37	52.02		
	39	32	7	25		32	5		32	32	2	2	24	61.41	4	15,550
	40	49	20	26	1	48	4	2	46	44	4	16	26	58.26	16	9,468
	41	15	11	4		14			15	15	1	3	4	61.25	10	11,050
84	1	22	10	10		22	8	5	20	20	3	1	9	54.11	6	9,500
	2	53	15	35	1	52	5	1	51	51	2	34	16	59.00	28	11,017
	3	25	17	5	1	25	1		24	24	1	11	7	67.14	14	12,392
	4	24	19	5		24	4		24	24	1	21	5	55.00	17	12,088
	5	31	11	19		31	10	8	30	30	1	8	18	45.22	10	8,230
	6	52	22	30	1	48	15	3	52	52	4	26	30	37.63	16	9,281
	7	56	26	27	3	53	8		53	51	1	12	24	58.54	24	10,908
	8	43	18	25		41	11		43	43	3	12	24	55.83	9	11,033
	9	56	42	14		56	10	1	56	56	1	13	12	67.08	32	12,784
	10	73	21	52		72	19	11	73	71	2	21	47	44.12	17	11,864
	11	11	6	5		10	2		11	11			5	42.20	5	12,500
	12	2														
	13	104	36	66	1	95	31	24	102	97	12	68	62	35.77	28	7,589
	14	63	29	33	1	63	14	8	62	62	8	45	32	37.65	28	8,767
	15	60	10	49	1	59	21	4	57	57	9	37	49	41.18	7	5,700
	16	52	24	28		52	12	1	52	51	1	30	27	50.29	20	12,675
	17	55	20	31	2	53	5	5	51	51	1	16	33	55.30	10	9,300
	18	48	17	30	2	42	7	6	47	44	3	22	31	44.61	13	8,438
	19	47	21	24	1	47	10		45	45	2	17	25	52.32	14	10,928
	20	61	13	47		60	19	10	60	59	4	29	45	48.62	6	10,833
	21	37	14	23		36	6	4	37	37	2	11	22	50.18	12	11,333
	22	48	13	32		48	19	11	45	45	4	20	20	44.63	8	8,687
	23	46	19	27		43	38	38	46	46	6	46	26	66.73	16	10,000
	24	59	18	38		52	44	44	56	55	4	33	38	52.73	16	8,762

¹For renter-occupied dwelling units and vacant nonseasonal not dilapidated units, for rent.²For owner-occupied dwelling units and vacant nonseasonal not dilapidated units, for sale only.

Table 3.-CHARACTERISTICS OF HOUSING FOR CENSUS TRACTS, BY BLOCKS: 1950-Con.

Table with columns: Census tract, Block, All dwelling units by occupancy and tenure (Total, Owner occupied, Renter occupied, Vacant non-seasonal not dilapid., for rent or sale, Other vacant and non-resident), All dwelling units by condition and plumbing facilities (Number reporting, No private bath or dilap., No running water or dilap.), Occupied dwelling units (Total, Persons per room (Number reporting, 1.51 or more), Occupied by non-white), Contract monthly rent (Number reporting, Average monthly rent (dollars)), Value of one-dwelling-unit structures (Number reporting, Average value (dollars)).

1For renter - occupied dwelling units and vacant nonseasonal not dilapidated units, for rent.
2For owner - occupied dwelling units and vacant nonseasonal not dilapidated units, for sale only.

HOUSING—BLOCK STATISTICS

Table 3.—CHARACTERISTICS OF HOUSING FOR CENSUS TRACTS, BY BLOCKS: 1950—Con.

Census tract	Block	All dwelling units by occupancy and tenure					All dwelling units by condition and plumbing facilities			Occupied dwelling units				Contract monthly rent ¹		Value ² of one-dwelling-unit structures	
		Total	Owner occupied	Renter occupied	Vacant non-seasonal not dilap., for rent or sale	Other vacant and non-resident	Number reporting	No private bath or dilap.	No running water or dilap.	Total	Persons per room		Occupied by non-white	Number reporting	Average monthly rent (dollars)	Number reporting	Average value (dollars)
											Number reporting	1.51 or more					
87	17	49	37	10	1	1			47	47	1	24	11	5 4.63	33	11 969	
	18	59	19	40					52	59	1		38	5 2.15	13	10 692	
	19	33	17	15	1				32	32	1	2	15	6 1.93	13	9 569	
	20	49	36	12					48	47		11	12	6 2.58	32	12 625	
	21	13	8	5		1			13	13			4	7 6.75	8	9 375	
	22	62	17	38	5	2			55	55		12	42	4 8.16	6	14 000	
	23	37	15	22					37	37	1	1	6	5 5.66	15	11 833	
	24	50	13	36		1			49	49	2	5	15	4 4.34	4	13 750	
	25	35	9	25	1				34	34			25	5 5.40	3	12 500	
	26	23	2	21					23	23	6	6	19	5 2.25			
	27	58	18	32	2				56	56	9	48	38	5 3.71	14	11 214	
	28	19	11	7	1				18	18			7	6 5.28	8	12 250	
	29	38	20	17	1				37	36	5	29	17	5 1.35	13	12 730	
	30	71	16	55					71	71	5	29	53	5 2.16	13	11 153	
	31	114	12	98	2	2			112	112	1		98	4 9.47	6	13 333	
	32	27	5	21	1				26	26	3	1	19	4 4.31	4	12 550	
	33	19	5	12					19	19			13	4 9.00	4	12 875	
	34	32	17	15	2				32	32	2	3	14	5 8.35	15	11 866	
	35	20	10	10					20	20			10	6 1.30	6	10 666	
	36	30	14	15		1			30	30	5	7	15	5 6.13	3	12 666	
	37	44	29	14					44	42	1	17	14	5 6.14	25	13 400	
	38	66	33	32		1			63	64	3	45	30	6 0.43	25	15 420	
	39	81	39	40		2			81	79	5	3	36	5 4.66	36	12 547	
	40	75	48	26	1				73	74	3	4	24	5 3.83	42	11 233	
	41	16	10	6					15	16		1	4	7 0.50	10	10 250	
	42	41	26	15					40	41	11	11	14	4 6.35	25	13 128	
	88	5	6	3		3			6	3	3	3	3	3	3 6.66		
		7	2														
		8	68	13	54		1		65	64	2	67	67	53	3 6.96	12	8 666
		9	46	11	34	1			45	45	5	45	43	34	4 0.26	10	8 710
		10	7						7	7		1	7	7	3 7.00		
		12	59	14	45				57	57	1	57	56	44	4 1.38	13	7 446
		13	59	9	48		2		58	57	7	57	11	46	4 1.65	9	12 611
		14	62	10	50	1	1		61	60	6	60	11	49	4 2.00	8	9 000
		15	28	9	19				28	28	8	28	2	19	3 5.42	7	8 714
		17	1														
		20	12		12				12	12				11	5 7.63		
		22	35		35				35	35				35	4 9.05		
		23	140	1	139				140	140	8	139	3	138	3 8.80	1	
		24	17	5	12				17	17	1	17	1	17	3 3.08	5	7 100
		25	72	13	59				71	71	1	71	1	58	3 8.56	12	11 750
		26	107		106	1			104	106	2	106	2	106	5 2.88		
27		219	3	214		2		218	217	14	217	6	16	4 4.93	3	7 833	
28		127		127				126	127	1	127	2	5	4 4.85			
29		177	8	169				175	177	2	177	2	14	4 5.21	7	9 214	
30		46	5	41				46	46	9	46	1	44	5 3.46	4	7 000	
31		67	1	66				67	67	1	67	3	20	3 7.83	1		
35		66	19	43	4			66	63	2	68	3	80	4 8.19	16	12 956	
36		111	5	106				109	111	5	111	2	106	3 9.32	2		
37		215	30	182	1	2		215	212	3	212	3	34	4 5.45	24	11 541	
38		98	40	57	1			98	97	1	97	2	29	5 5.33	32	12 375	
39		61	10	51	1			60	61	4	60	2	16	4 0.25	7	11 900	
40		26	12	14				26	26	11	26	3	24	3 1.21	11	9 572	
41		54	9	42	2	1		54	51	3	51	10	41	2 5.97	8	6 750	
42		122	6	114	1	1		111	111	11	120	6	15	4 1.02	8	6 750	
43		60	13	47				58	58	32	60	6	22	4 6.56	7	10 928	
44		97	33	62	1	1		90	95	7	95	2	38	6 1.01	21	13 761	
45		143	56	85	2			140	141	25	141	6	58	4 8.90	42	9 090	
46		113	14	96	3			111	110	1	110	1	19	4 2.78	14	13 385	
47		92	12	80				90	92	9	92	11	24	3 9.74	8	10 562	
48		91	21	68	2			91	89	6	89	4	19	3 8.15	16	11 331	
49		75	33	42				75	75	14	75	5	26	4 2.78	25	12 440	
50		122	73	49				102	122	18	122	1	103	5 2.44	57	13 687	
51		31	19	12				31	31		31		12	6 0.50	13	13 269	
52		46	8	38				42	46	1	46		36	4 4.05	5	14 400	
53		55		55				54	55		55	1	55	3 9.03			
54		72	16	54	1	1		69	70	4	70	1	10	7 0.07	11	12 818	
55		65	15	47	2	1		60	62	1	62	2	10	5 8.31	2		
56		63	15	47				61	62		62	1	47	5 3.21	3	14 833	
57		54	13	41	1			52	54	3	54	3	46	4 7.53	10	15 500	
58		125	69	56				119	125	6	122	1	39	5 3.94	58	12 505	
59		109	54	55				107	109	8	109	4	78	5 6.81	45	13 300	
67		94	58	35		1		92	93	11	93	3	63	6 0.54	49	11 204	
68	84	28	55	1			83	83	7	83	4	54	6 2.55	24	13 008		
69	39	31	7		1		39	38	9	38	4	20	6 0.14	22	13 736		
70	46	17	28		1		46	45		45	2	15	4 2.11	13	12 876		
71	48	13	35				46	48	4	48		5	4 1.03	9	12 000		
72	51	34	16		1		49	50	2	50	4	14	6 1.14	21	14 485		
73	28	13	13	1	1		27	26	4	26		9	5 5.42	8	13 125		
74	37	15	22				36	37		37		21	4 6.76	9	12 611		
75	25	11	14				25	25		25		14	5 4.85	8	12 937		
76	20	11	9				20	20		20		9	5 9.77	7	15 285		
77	115	58	52	4	1		111	110	3	110	10	77	5 2.58	47	11 859		
78	118	41	75	1	1		115	116	15	116	9	58	5 0.38	36	12 133		

¹For renter - occupied dwelling units and vacant nonseasonal not dilapidated units, for rent.

²For owner - occupied dwelling units and vacant nonseasonal not dilapidated units, for sale only.

Table 3.—CHARACTERISTICS OF HOUSING FOR CENSUS TRACTS, BY BLOCKS: 1950—Con.

Census tract	Block	All dwelling units by occupancy and tenure					All dwelling units by condition and plumbing facilities			Occupied dwelling units			Contract monthly rent ¹		Value ² of one-dwelling-unit structures		
		Total	Owner occupied	Renter occupied	Vacant non-seasonal not dilap., for rent or sale	Other vacant and non-resident	Number reporting	No private bath or dilap.	No running water or dilap.	Total	Persons per room	Occupied by non-white	Number reporting	Average monthly rent (dollars)	Number reporting	Average value (dollars)	
89	3	2		26					26	26	1	26	40.30				
	7	25		46		26			50	50	3	46	42.47	3	13,000		
	8	51	4	55	1	51			73	71	1	56	45.66	14	13,807		
	9	61	187	30	4	74		1	77	75	1	33	54.09	18	12,994		
	10	74	27	27		55	11		29	29	2	27	42.74				
	12	29	2	56	2	29		8	103	102	1	56	52.03	42	11,685		
	13	105	47	10		18			18	18		10	41.70	7	10,357		
	14	18	8	379	1	407			410	404	13	293	374	62.89	30	8,763	
	15	413	31	234		234		2	240	236	6	193	234	67.20			
	16	241	3	6		6			6	6		5	6	68.50			
	17	6		6		6			93	93	1	18	17	50.23	74	10,575	
	18	93	76	19	3	90		1	86	86	2	34	19	67.31	64	11,942	
	19	90	67	8	1	24		2	23	23	1	3	8	54.37	14	10,178	
	20	24	15	8		42		4	42	42		7	8	57.87	32	9,300	
	21	42	34	8		64			64	64	2	63	63	44.96			
	22	64		60	1	61		1	74	71	6	4	58	40.46	13	9,500	
	23	75	14	52		73		1	66	66	1	1	52	45.01	11	8,454	
	24	66	14	75		66			76	76	10	66	75	43.12			
	28	76		192		75			192	191	12	190	190	56.45			
	29	192		219		215		1	219	218	6	218	219	63.68			
	30	219		307		307		1	307	305	3	304	306	63.56			
	32	309		166	1	166			165	165	5	164	124	61.20	39	12,389	
	33	166	41	124		141			140	138	19	139	124	47.33	16	13,625	
	34	141	16	79	1	77			79	79	9	79	79	43.35			
	35	79		50		50		1	50	50	5	50	33	42.21	13	8,961	
	36	50	17	53		53		1	53	53	4	53	50	41.64			
	37	53		97		97			97	97	8	97	96	41.98			
	38	97		87		87		11	87	77	8	81	76	46.76	10	11,750	
	39	87	11	39		37			39	38	1	39	14	55.57	18	14,222	
	40	39	25	57		57		1	58	58	1	58	14	56.64	35	14,114	
	41	58	41	147		147		1	145	143	11	144	142	44.31			
	42	148		157	2	157			158	155	4	158	151	41.51			
	43	161		4		4		1	6	6							
	90	2	6	5	1	4		1	6	6						2	15,057
		4	43	38	5	42		4	43	43			4	59.75	28	14,973	
		5	22	20	2	19			22	22			2		19	14,973	
		6	20		20		20	1	19	19	1		2		14	13,192	
		7	12	12		12			12	12					12	13,458	
		8	14	7	5	2	14		1	12	12	1	7	69.00	4	12,250	
		9	2		6		12			12	12		6	49.83	4	12,500	
		11	12	6	9		20			19	19		9	63.44	9	9,555	
		12	20	10	18	1	38		18	36	36	2	18	52.11	12	9,541	
		14	38		7		15		2	15	15	1	5	63.00	6	12,750	
15		15	8	13	1	36		2	35	35		13	64.84	17	13,794		
17		36	22	54	1	117		27	115	115	6	2	54	57.51	49	11,895	
19		117	61	29	1	41			41	41	2	2	13	54.46	19	12,515	
20		42		12	1	29		2	29	29		1	2	62.33	26	12,038	
21		29	8	14		14			14	14				62.33	4	16,050	
22		14		2		2			3	3					11	13,818	
26		3	1	13		13			13	13					7	14,642	
31		13	12	10		10			10	8					20	14,800	
32		10	9	3		23		1	24	23					3	12,666	
33		24	21	9		23			9	9			3	56.66	3	12,666	
34		9	6	3		9		5	81	78	21	77	76	36.11	1	13,722	
35		84		78	1	19			18	14			2		9	15,586	
36		139	17	1		27			27	26			1		23	15,586	
37		27	26	1													
91		1	10	8	2	10			10	10			2			8	9,312
		2	20	1	1	20			20	19			1			18	10,222
		3	18	15	3	18			18	18						14	15,892
		4	14	12	2	14			14	14						12	12,291
		5	21	21		21			21	21						21	12,809
		6	26	29		45	1		55	49			28	55.64	17	12,970	
		7	56		30		54		2	53	31		9	69.22	20	12,700	
		8	34	44	9		54		4	53	53	1	2	64.44	39	11,576	
		9	54	44	9	1	41			41	40			9	75.50	30	11,150
		10	42	33	8		51		6	51	51	3	9	68.22	38	11,092	
		11	51	42	9												
		11	21	13	7		21			20	20			7	69.00	13	12,346
		13	36	32	4	1	28			36	35			3	68.00	30	12,243
	14	41	29	11		34		2	40	37			10	76.80	24	15,000	
	15	39	31	6	2	35		1	34	34			5	49.00	28	13,071	
	16	14	6	2		14			14	14			2		11	14,000	
	17	42	21	21		42		1	42	42			19	71.78	16	16,812	
	19	24	19	5		24			24	24			5	65.80	11	11,681	
	20	23	21	2		23			23	23			2	120.00	20	12,000	
	22	33	29	3	1	33		7	32	31			3	57.66	26	12,088	
	23	47	26	20	1	47			46	44	1	1	17	62.52	23	10,717	
	24	22	20	1		22			21	21			1		19	12,842	
	25	22	17	4	1	22			21	21			4	83.25	13	14,769	
	26	11	9	2		11			11	11			2		7	11,928	
	27	12	7	5		12			12	12			5	79.60	4	17,625	
	28	55	22	33		55			55	55			32	51.34	18	10,716	

¹For renter-occupied dwelling units and vacant nonseasonal not dilapidated units, for rent.
²For owner-occupied dwelling units and vacant nonseasonal not dilapidated units, for sale only.

HOUSING—BLOCK STATISTICS

Table 3.—CHARACTERISTICS OF HOUSING FOR CENSUS TRACTS, BY BLOCKS: 1950—Con.

Census tract	Block	All dwelling units by occupancy and tenure					All dwelling units by condition and plumbing facilities			Occupied dwelling units			Contract monthly rent ¹		Value ² of one-dwelling-unit structures	
		Total	Owner occupied	Renter occupied	Vacant non-seasonal not dilap., for rent or sale	Other vacant and non-resident	Number reporting	No private bath or dilap.	No running water or dilap.	Total	Persons per room		Number reporting	Average monthly rent (dollars)	Number reporting	Average value (dollars)
											Number reporting	1.51 or more				
91	29	14	9	5		13			14	14						
	30	12	11		1	12			11	11			5	68.00	8	9.437
	31	13	6			13			13	13			6	40.33	6	10.416
	32	47	15	28	1	45	6	1	43	42	4		25	68.68	11	14.954
	33	13	10	3		13	1	1	13	13			3	74.00	10	10.550
	34	8	6	2		8			8	8			2		6	16.500
	35	25	12	13		25			25	23			12	62.58	8	11.250
	36	12	11	1		12			12	12			1		11	13.636
	37	18	11	7		18		2	18	18			6	65.83	8	10.937
	38	17	16	1		17			17	17			1		16	13.156
	39	15	9	6		15	1	1	15	14	1		6	75.83	7	11.642
	40	5	5			5			5	5					5	11.500
	41	1				1			1	1						
	42	28	24	3	1	28			27	26			3	93.33	20	15.025
	43	15	7	8		15			15	15			8	56.25	6	11.333
	44	8		8		8			8	8			7	57.85		
	45	148	16	124	6	142	1	1	140	140	5	1	130	61.86	14	13.750
	46	25	20	4		25			24	23			4	53.75	18	11.777
	47	8	7	1		8			8	8			1		7	12.857
	48	19	15	3	1	19			18	18			3	54.33	15	13.266
	49	14	9	5		14			14	14			5	54.80	9	11.666
	50	23	19	3	1	23			22	22			3	68.33	20	12.325
	51	19	17	2		19			19	19	1		2		17	13.500
	52	31	22	9		31		3	31	31			8	59.50	16	13.281
	53	33	28	4	1	32			32	30	1	1	2		24	16.395
	55	14	13	1		14			14	14			1		12	15.925
	56	14	11	2		13			13	12			2		9	15.611
	57	2				2			2	2						
	58	6	6			6			6	6			6	70.16		
	59	9	9			9			9	9			8	76.62		
	60	9	9			9			9	9			9	76.11		
	62	16	6	10		16	3	3	16	16	2		9	37.40	5	12.100
	63	40	14	26		40	3	4	40	40	5		25	46.16	14	11.285
	64	8		8		8			8	8			1	32.00		
	67	1				1			1	1						
	68	3	3			3			3	3			3		3	8.666
	73	3	2	1		3			3	3					2	
	74	206	205	1	1	206	1	1	205	205	1	2	202	66.41	1	
	75	187	177	10		178	1	1	185	184	1	4	202	58.24		
	76	205	203	2		203	1	1	205	202	3		203	52.72		
	77	1				1			1	1						
	78	14	13	1		14			14	14			1		12	12.833
	79	224	223	1		223			224	222	1	1	221	47.65		
	80	75	22	53		70	2	2	75	75	1	1	53	40.18	20	8.965
	81	270	115	154		263	2	2	269	268	1	1	153	49.67	111	10.903
	84	127	84	42		125			126	125	1	1	42	54.73	80	9.838
	85	28	18	8	2	28			26	26			7	54.73	15	13.206
	86	19	16	3		19			19	19			3	73.33	14	15.250
	87	1				1			1	1						
92	1	6	3	2		6	2		5	5			2		1	
	3	237	45	191		234	10	3	236	234	4	6	189	50.35	41	13.048
	4	11	9	2		11			11	11			2		8	10.562
	5	1				1			1	1						
	6	7	2	5		7	5		7	7			5	65.00	1	
	7	29	9	20		29	6		29	29			20	50.10	8	12.287
	8	57	6	51		55	2		57	59	1		20	50.10	5	11.400
	10	46	4	42		46			46	46	1		41	47.01	5	11.400
	11	45	7	37		45			44	44		1	37	44.17	4	11.675
	14	70	47	23		70	3	1	70	70	2		23	48.45	2	
	15	73	17	56		72			73	73			56	44.10	6	13.916
	17	1				1			1	1						
	18	4	1	3		4			4	4			2		1	
	19	53	37	15	1	52			52	52	2		14	64.00	31	12.193
	20	114	19	91	2	113	4		110	110	2	1	92	49.94	18	12.133
	21	89	89			88			89	88			87	57.80		
	22	30	5	25		30			30	29			25	32.00	4	12.250
	24	79	57	20	2	78			77	77	1		20	65.45	54	12.555
	25	70	47	20	1	70	5		67	67	1	1	20	62.23	40	12.665
	26	49	30	16	3	48	6	1	46	46			16	62.31	28	12.321
	27	20	13	7		20	4		20	20			4	62.00	13	13.692
	28	17	14	3		17		1	17	16			4		13	13.076
	30	44	32	12		44	2		44	44	1		1	57.33	28	11.535
	31	44	25	19		44	2		44	44			127	54.23	23	11.456
	32	46	34	12		46	3		46	46			17	66.83	32	11.421
	33	74	21	53		73	4		74	74			51	58.41	18	14.222
	34	106	28	77	1	104	2		105	103	2	2	49	58.88	24	12.000
	36	8	1	7		8			8	8			7	54.55		
	37	58	38	20		58			58	58	1		20	60.25	36	10.291
	38	54	33	21		54	6		54	54			20	60.25	27	10.918
	39	22	17	5		22			22	19			4	61.25	18	9.812
	40	29	24	5		28			29	27	1	2	4	71.25	18	13.472
	41	34	28	6		33	2	1	34	33	1	3	4	85.00	21	13.857
	42	1				1			1	1						
	43	416	28	384	1	415	2		412	411	4	12	373	57.55	23	13.065
	44	40	33	6	1	38	1		39	39			6	78.66	29	10.741
	45	27	22	4	1	27	1	1	26	26			4	76.00	23	10.934
	46	62	38	24		62			62	62	1	1	21	56.09	32	9.453

¹For renter - occupied dwelling units and vacant nonseasonal not dilapidated units, for rent.
²For owner - occupied dwelling units and vacant nonseasonal not dilapidated units, for sale only.

Table 3.—CHARACTERISTICS OF HOUSING FOR CENSUS TRACTS, BY BLOCKS: 1950—Con.

Census tract	Block	All dwelling units by occupancy and tenure					All dwelling units by condition and plumbing facilities			Occupied dwelling units			Contract monthly rent ¹		Value ² of one-dwelling-unit structures		
		Total	Owner occupied	Renter occupied	Vacant non-seasonal not dilap., for rent or sale	Other vacant and non-resident	Number reporting	No private bath or dilap.	No running water or dilap.	Total	Persons per room		Occupied by non-white	Number reporting	Average monthly rent (dollars)	Number reporting	Average value (dollars)
											Number reporting	1.51 or more					
92	47	67	13	53	1	67			66	66	3	1	44	47.34	11	10,000	
	48	8	5	3		8			8	8			3	63.33	5	15,800	
	49	24	18	5	1	24			23	23			4	83.25	18	13,388	
93	1	43	33	10		43			43	43			10	77.50	30	11,766	
	2	25	23	2		24			25	24			2	66.20	22	10,909	
	3	23	18	5		23			23	23			5	36.50	18	15,666	
	4	14	10	4		14			14	14			4	75.00	10	17,750	
	5	25	19	6		25	3	2	25	24			6	81.66	18	15,266	
	6	19	11	8		19			19	19		1	7	75.00	9	17,833	
	7	39	22	16		39	1		39	38		1	15	68.13	16	13,875	
	8	15	1	13	1	15			15	14		1	13	45.84	1		
	9	3	2	1		3			3	3			1	5	2		
	10	17	12	5		17			17	17	2		5	54.20	10	15,900	
	11	27	12	15		27			27	26			15	62.40	9	21,222	
	12	25	18	7		25			25	24			6	40.66	14	14,785	
	13	20	14	6		20	1		20	20	2	1	6	58.66	13	19,500	
	14	12	8	4		12			12	12			4	62.50	7	20,371	
	15	17	12	5		17			17	17			5	75.00	12	12,833	
	16	17	11	6		17			17	16		1	6	85.16	11	8,454	
	17	17	11	6		17			17	16		1	9	65.55	5	10,400	
	18	20	16	3		20			20	19			4	72.50	13	10,961	
	19	17	7	9		17			17	18			1	7	10	12,910	
	20	20	16	3		20			20	18			2	12	10	12,910	
	21	12	11	1		12			12	12			1	53.08	17	15,764	
	22	32	19	13		32			32	32	1	1	12	53.08	17	15,764	
	23	20	12	8		20	2		20	20		2	7	82.57	8	20,875	
	24	23	11	11		23			22	22	1	4	11	77.36	8	21,500	
	25	2										2	4	78.50	6	13,750	
	26	13	8	5		13			13	12		1	7	68.28	5	16,500	
	27	13	6	7		12	2		13	12		1	7	69.42	2		
	28	11	3	7		11			11	10		5	4	60.75	6	11,666	
	29	15	10	5		15	4		15	15		4	9	46.00	5	12,000	
	30	14	5	9		14	3		14	14		9	2	21	16,590		
	31	24	22	2		24			24	24		9	10	60.00	16	16,218	
	32	29	16	11		29	3	1	27	27		11	10	60.00	16	16,218	
	33	26	17	9		26			26	26	1	18	9	75.55	17	13,588	
	34	21	15	6		21	2		21	21		7	6	67.33	11	16,181	
	35	23	21	2		23	1		23	23		1	4	66	17	14,058	
	36	16	12	4		16			16	16		9	9	68.25	11	11,272	
	37	31	19	10		31			29	27	1	2	4	81.77	14	13,785	
	38	11	10	1		11		2	10	10		1	2	7	14,714		
	39	16	14	2		16		1	15	15		10	2	50.83	12	16,408	
	40	23	17	6		23		2	23	23		22	6	50.83	16	13,931	
	41	30	28	2		30			30	30	2	23	22	26	26	16,180	
	42	53	29	24		50	4	2	53	50		2	22	51.54	24	12,470	
	43	51	18	21		50	2		39	37	1	1	21	51.80	17	12,958	
	44	24	20	4		23			24	24		4	3	72.00	19	11,552	
	45	27	26	1		26			27	27		13	1		26	12,376	
	46	25	15	8		22			27	27		1	13	45.33	13	13,492	
	47	48	24	23		46	2		47	42		1	29	45.40	18	15,250	
	48	25	19	6		24			25	24		29	7	61.83	17	14,647	
	49	22	15	7		22		3	22	22		17	2	59.00	14	14,857	
	50	18	15	3		18			17	17		10	2	7	15	14,973	
	51	5	5			5			5	5			5	52.00	10	11,000	
	52	20	15	5		20		4	20	20			5	52.00	10	12,700	
	53	13	7	6		11		1	13	12			6	93.33	4	10,500	
	54	18	15	3		17		1	18	18			3	60.00	13	14,769	
	55	19	16	3		19			19	19		1	2	2	13	14,184	
	56	22	15	7		22		2	22	22		19	6	41.83	15	15,466	
	57	31	22	9		31		1	31	31		16	3	53.00	21	14,547	
	58	17	13	3		17			16	16		26	3	58.33	12	17,666	
	59	50	27	19		50	3	1	46	42		1	17	59.17	15	12,566	
	60	18	17	1		18		4	18	18		11	1	11	17	12,911	
	61	35	28	6		35			34	34		3	6	47.66	28	11,071	
	62	44	35	9		42		3	44	44		2	30	53.55	35	12,714	
	63	44	35	9		42		3	44	44		2	30	53.55	35	12,714	
	64	31	21	10		31			31	31	1	27	10	57.50	19	11,231	
	65	24	22	2		24		2	24	24		1	2	17	17	16,441	
	66	13	13			13			13	13			2	13	13	22,846	
	67	16	14	2		16			16	16			2	14	14	16,928	
	68	4	4			4			4	4			1	3	3	19,000	
	69	4	4			4		1	4	4			1	6	3	15,333	
	70	19	12	7		19		2	19	19		1	3	47.33	11	15,363	
	71	52	3	49		48			52	49		3	44	53.06	2		
	72	1				1			1	1			1	1	13	18,307	
	73	14	13	1		14			14	14			12	1	13	18,307	
	74	33	25	7		31		3	32	32		29	7	56.00	24	15,320	
	75	30	21	9		28		3	30	30		2	28	59.00	18	15,138	
	76	40	37	3		40		6	40	40		25	17	59.64	18	14,950	
	77	160	120	40		159		2	157	156		3	117	50.62	37	13,027	
	78	18	12	6		18			18	16		6	6	58.83	9	14,055	
	79	38	13	25		36		1	35	34		5	26	57.75	12	15,841	
	80	4	4			4			4	4			2	4	7	15,357	
	81	13	10	3		12			13	12		1	2	4	4	19,500	
	82	4	4			4			4	4			1	19	4	48.10	
	83	20	13	7		19		8	20	17		4	15	60.69	17	17,205	
	84	36	22	13		33			35	33			4	13	13	17,205	
	85	20	13	7		20			20	20			4	70.00	14	14,500	
	86	23	19	4		23		2	23	23			14	4	14	14,500	

¹For renter - occupied dwelling units and vacant nonseasonal not dilapidated units, for rent.
²For owner - occupied dwelling units and vacant nonseasonal not dilapidated units, for sale only.

HOUSING—BLOCK STATISTICS

Table 3.—CHARACTERISTICS OF HOUSING FOR CENSUS TRACTS, BY BLOCKS: 1950—Con.

Census tract	Block	All dwelling units by occupancy and tenure					All dwelling units by condition and plumbing facilities			Occupied dwelling units			Contract monthly rent ¹		Value ² of one-dwelling-unit structures	
		Total	Owner occupied	Renter occupied	Vacant non-seasonal not dilap., for rent or sale	Other vacant and non-resident	Number reporting	No private bath or dilap.	No running water or dilap.	Total	Persons per room		Number reporting	Average monthly rent (dollars)	Number reporting	Average value (dollars)
											Number reporting	1.51 or more				
93	88	22	17	3	2	22	1	1	20	19	12	2		12	14,625	
94	1	43	42			41			42	38				41	17,182	
	3	8	8			8			8	8				8	17,375	
	4	12	12			12			12	11				12	19,625	
	5	14	11	2		13			13	12				10	19,150	
	6	19	16	1		15			15	8				8	18,125	
	7	15	12	1		15			15	15				15	18,425	
	8	26	25	1		26			26	26				1	20,750	
	9	5	4	1		5			5	5				1	18,333	
	10	10	5	1		10			10	10				1	18,055	
	11	5	5			5			5	5				1	18,700	
	12	24	23	1		24			24	24	1			1	16,869	
	13	10	9	1		10			10	10				1	18,125	
	17	20	20			19			20	20				1	15,315	
	18	10	8	2		10			10	10	1			2	14,428	
	19	13	6	6		13			13	13				7	15,666	
	20	15	6	9		15		2	15	15			5,000	9	13,500	
	21	25	24	1		25			25	25			65.77	9	15,666	
	22	13	13			13			13	13				1	18,913	
	23	31	17	14		30			31	31				1	21,000	
	24	5	5			5			5	5				14	16,652	
	25	17	17			17			17	16					17	20,700
	26	28	27	1		27			28	28					17	24,488
	27	27	19	3		22			22	22				3	20,574	
	28	20	19	1		20			20	20			66.66	18	17,377	
	29	24	22	2		24			24	24				3	14,684	
	30	14	11	2		14			14	14				1	15,404	
	32	39	36	3		38	1	1	39	38				3	14,666	
	33	29	25	4		29	2	1	29	29			61.66	3	14,666	
	34	29	27	2		28			29	29			59.33	4	14,029	
	35	30	27	3		28			29	29			77.00	4	14,479	
	36	23	22	1		23			23	23			63.00	1	15,860	
	37	14	12	2		14			14	14				2	14,727	
	38	18	16	2		18			18	18				1	11,181	
	39	33	27	6	1	33			17	17				1	16,150	
	40	17	16	1		17			33	32			78.33	6	13,750	
	41	29	25	4		29			17	17				1	15,184	
	42	9	9			9			29	28				4	18,400	
	43	18	12	6		18			9	9			80.00	9	17,560	
	45	28	26	2		28	2		18	18	1			4	19,333	
	46	31	27	4		31	1		28	28			64.25	2	12,636	
	47	31	27	4		31	1		31	31				4	13,403	
	48	16	15	1		16			31	31			57.75	2	15,860	
	49	2	2		1	2			15	15				4	13,196	
	50	12	10	2		12			12	12				2	13,437	
	51	21	20	1		21			12	12				2	11,875	
	52	28	24	4		28			21	21				8	16,722	
	53	38	31	6		38		1	28	27			78.33	18	16,562	
54	24	22	2		24			37	36			69.66	3	14,017		
55	13	13			13			24	23		1		6	13,428		
56	20	17	2		20		1	13	13				2	13,807		
57	96	75	20	1	95	4		19	17				2	12,882		
59	31	23	8		28	4		95	94	3			20	12,882		
60	25	20	5		25	1		31	28			52.95	7	12,616		
61	30	23	7		25	1		25	25			79.00	5	14,210		
62	11	10	1		11			30	30			77.80	5	14,264		
63	13	13			13			11	11	1		57.20	5	15,466		
64	8	7	1		8			13	13				1	16,400		
65	8	5	3		8			8	8				1	12,384		
66	29	19	10		29	6	1	8	8			60.33	3	16,442		
67	21	13	8		21	2		29	29	1		68.44	7	13,250		
68	14	10	4		14			21	20			53.57	4	13,117		
69	20	18	2		20			21	20				7	16,333		
70	25	23	2		25			14	14			62.25	4	13,555		
71	56	37	19		55	2		20	20				1	15,176		
72	47	33	14		47	2		25	25				2	15,176		
73	33	24	9		33	4		8	8	4		69.64	17	13,357		
74	31	23	8		31	4		47	47				13	14,150		
75	6	4	2		6	1	1	33	33				9	14,450		
76	19	10	9		19	1		31	31				8	15,642		
77	21	14	7		19	6		5	4			57.75	8	14,700		
78	44	31	13		44	2		19	19	1		54.70	10	15,250		
79	51	34	17		51	7	1	21	21			66.42	7	13,500		
80	16	5	10		16			21	21				4	15,400		
81	37	7	29	1	37	1	1	36	36			57.68	25	14,125		
95	1	94	72	5	17	92			77	75		1		85	14,811	
	2	43	35	7		42			42	42			5	35	13,460	
	3	15	15			15			15	15				15	18,166	
	4	240	204	18	13	240	8	7	222	219	1			17	13,137	
	5	17	11	3	2	16	4	4	14	14				3	18,166	
	6	43	40	3	1	42			43	43				3	13,718	
	7	53	27	24	2	53	1		51	51			10,500	26	11,673	

¹For renter - occupied dwelling units and vacant nonseasonal not dilapidated units, for rent.
²For owner - occupied dwelling units and vacant nonseasonal not dilapidated units, for sale only.

Table 3.—CHARACTERISTICS OF HOUSING FOR CENSUS TRACTS, BY BLOCKS: 1950—Con.

Census tract	Block	All dwelling units by occupancy and tenure					All dwelling units by condition and plumbing facilities			Occupied dwelling units			Contract monthly rent ¹		Value ² of one-dwelling-unit structures			
		Total	Owner occupied	Renter occupied	Vacant non-seasonal not dilap., for rent or sale	Other vacant and non-resident	Number reporting	No private bath or dilap.	No running water or dilap.	Total	Persons per room		Occupied by non-white	Number reporting	Average monthly rent (dollars)	Number reporting	Average value (dollars)	
											Number reporting	1.51 or more						
95	8	1														5	21,500	
	9	5	5			5			5	5						19	17,542	
	10	21	19			21	2		19	19						8	19,112	
	11	8	8			8			8	8						1		
	13	3	2	1		3			3	3			1			5	13,200	
	14	7	5	2		7			7	7						6	18,500	
	15	6	6			6			6	6						14	16,571	
	20	17	15	2		17			17	17	1		2			1		
	21	4	3	1		4			4	4								
	22	1				1			1	1								
	23	7	7			7			7	7		1				7	16,428	
	27	738	672	61	3	722	2	1	733	717	6	3	50	87.78	651	13,303		
	30	5	5			5	4		5	5						4	17,750	
	31	21	20	1		21			21	21		1				15	19,066	
	33	12	12			12			12	12			2			12	21,000	
	34	20	18	2		20			20	20						17	18,852	
	35	3	3			3			3	3						3	19,666	
	37	3	3			3			3	3						3	20,500	
	38	20	17	3		20	1		20	20	1		2			12	17,833	
	39	14	12	2		14			14	13						11	18,090	
	40	12	8	1		12	3	1	100	97	1	2	76	73.50	8	17,250		
	41	100	3	97		97			100	97						3	15,000	
	43	2				2			41	41			26	56.92	9	13,188		
	45	42	15	26		42	1		41	41								
	46	1				1			13	13		1	13	60.00				
	47	13		13		13			39	37	2		32	65.09				
	48	39	5	34		37	4		135	134	1	2	87	70.81	35	12,700		
	49	139	43	92		138	8	7	115	115			5	115.00	122	13,418		
	51	129	110	5	13	128	1		150	147			4	95.50	162	18,851		
	52	173	145	5	23	169			40	40			1			38	18,394	
	53	41	38	2	1	41	1	1	25	24			5	93.20	18	15,694		
	54	25	20	5		25			28	28			1			27	14,277	
	55	29	27	1	1	29			28	28						24	14,833	
	56	29	26	3		29	1		29	29						45	12,777	
	57	57	50	7		57			57	57						44	12,431	
	58	64	51	13		64			64	64		2	12	70.25				
	59	31	2	28		31	1		30	30			28	55.92	2			
	60	25	4	20	1	25			24	24			20	64.30				
	61	29	27	2		29			29	29			2			25	17,172	
	62	34	32	1	1	33			33	33			1			33	18,621	
	63	27	27			27			27	27						25	19,160	
	64	15	15			15			15	15			2			14	21,321	
	65	44	42	2		44			44	44						42	18,383	
	66	36	36			36			36	36						35	16,800	
	68	153	129	18	5	152	2		147	145			13	82.69	130	19,088		
	69	18	16	1	1	18			16	16			1			12	17,416	
	70	10	9	1		10			10	10			1			8	17,312	
	71	8	8			8			8	8						7	18,000	
	72	16	15	1		16	2	2	16	14			1			15	14,473	
	73	18	17	1	1	18			17	17						18	15,833	
	74	19	16	3		19	1	1	19	19		1	3	64.00	16	17,706		
	75	24	22	2		24			24	24			2			21	16,095	
	76	85	40	44	1	84	1	1	84	84			44	55.61	39	17,358		
	77	8	8			8			8	8			8	14.00				
	78	190	8	171	8	190	3	7	179	179		2	175	65.02	2			
	79	196	8	185	4	192	8		185	185		2	189	54.14				
	81	87	13	71		87			84	84			2	86.77	2			
	82	22	1	21		22			22	22			1	21	90.23			
	83	58	1	57	35	57	1		22	22			52	84.09				
	86	181	41	140		181	10	10	181	181		4	9	44.73	29	13,289		
	87	82	5	77		80			82	81		1	76	52.28	9	13,833		
	88	65	12	53		65	1	1	65	65		1	53	51.32	23	14,413		
	89	64	25	39		63			64	64		2	38	50.10	19	14,413		
	90	20	19	1	1	20			19	19		1				19	13,842	
	91	20	19	1		20			20	20			1			19	14,631	
	92	20	18	2		20			20	20			1			18	14,861	
	93	19	18	1		19			19	19			1			17	16,823	
	94	12	10	2		12			11	11			1			10	15,450	
	95	2				2			38	38			1			36	15,291	
	96	38	36	2		38			38	38								
	97	29	27	1	1	29			28	27			1			27	16,107	
	98	22	19	3		22			22	20			3	76.66	18	14,944		
	99	20	18	2		20			20	20			2			17	15,111	
	100	17	16	1		17			17	17			1			14	14,964	
	101	16	13	3		16	2		16	15		1	53	42.49	13	14,230		
	102	57	1	54	2	57	1	1	75	75			75	41.94				
	103	77		75		76			12	12						12	16,041	
	104	12	12			12			20	20			1			18	15,972	
	105	2				2			16	16								
	107	20	16	3	1	20			34	34			3	139.33	29	16,344		
	108	35	31	3	1	35	1		33	33			1			32	15,578	
	109	33	32	1		33			10	10			2			4	24,250	
	110	10	6	4		10			20	20			4	63.75	16	20,906		
	111	20	16	4		20			8	8			4	45.75	3	15,000		
	112	8	3	5		8			25	25			15	68.80	7	15,428		
	113	25	9	16	2	25			43	43			4	59.96	14	20,535		
	114	45	12	31		45												

¹For renter-occupied dwelling units and vacant nonseasonal not dilapidated units, for rent.
²For owner-occupied dwelling units and vacant nonseasonal not dilapidated units, for sale only.

HOUSING—BLOCK STATISTICS

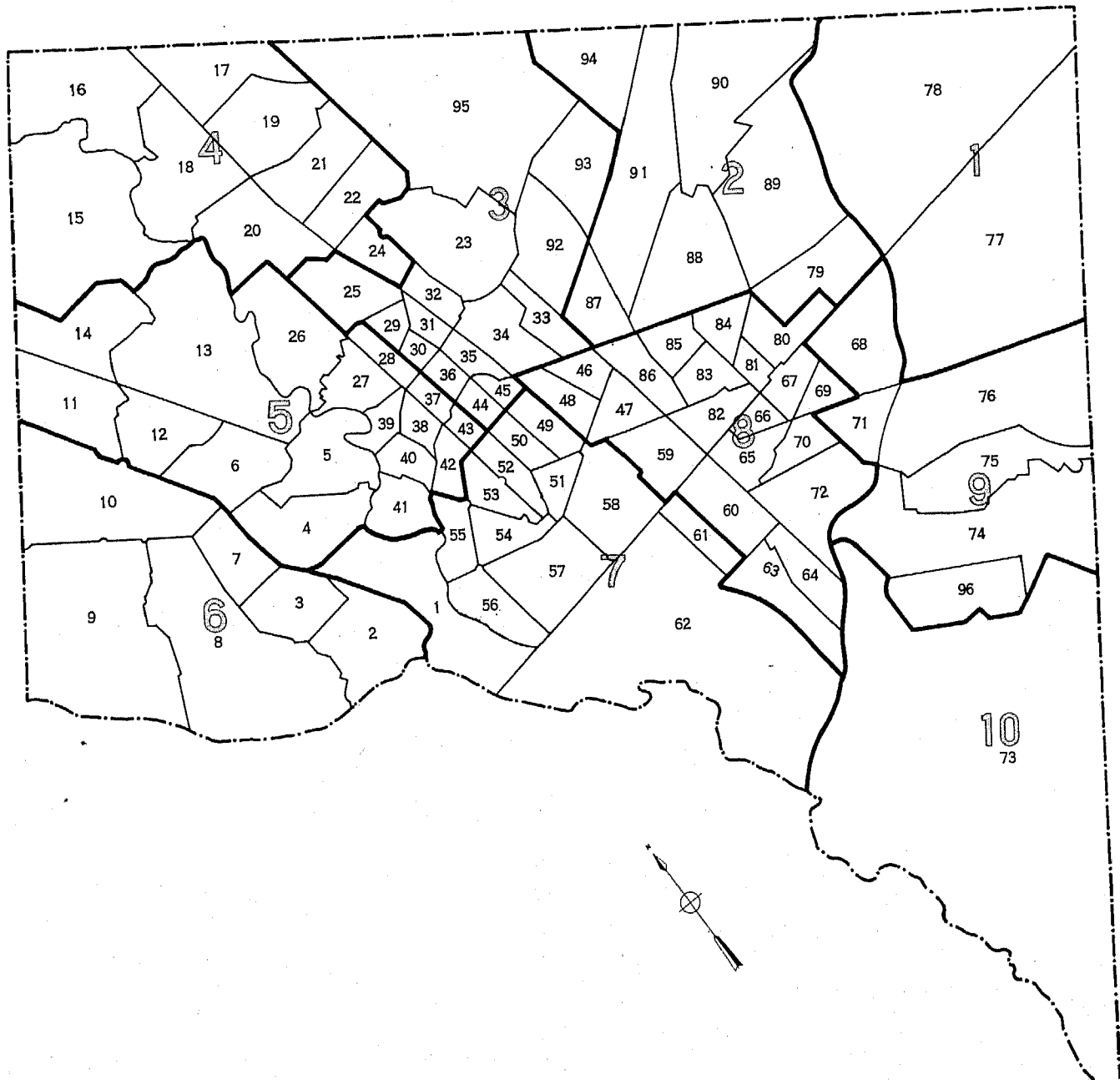
Table 3.—CHARACTERISTICS OF HOUSING FOR CENSUS TRACTS, BY BLOCKS: 1950—Con.

Census tract	Block	All dwelling units by occupancy and tenure					All dwelling units by condition and plumbing facilities			Occupied dwelling units			Contract monthly rent ¹		Value ² of one-dwelling-unit structures		
		Total	Owner occupied	Renter occupied	Vacant non-seasonal not dilap., for rent or sale	Other vacant and non-resident	Number reporting	No private bath or dilap.	No running water or dilap.	Total	Persons per room		Occupied by non-white	Number reporting	Average monthly rent (dollars)	Number reporting	Average value (dollars)
											Number reporting	1.51 or more					
95	115	15	11	4					15	15			3	95.00	9	19,666	
	117	79	21	58					79	77			56	51.73	20	19,100	
	118	64	8	51	1	4		3	59	58	1	7	48	55.52	5	11,800	
	119	1															
	120	6		1					6	6			1		5	14,300	
130	1																
96	1	24		24					24	23			23	16.86			

¹For renter—occupied dwelling units and vacant nonseasonal not dilapidated units, for rent.

²For owner—occupied dwelling units and vacant nonseasonal not dilapidated units, for sale only.

WASHINGTON, D. C., BY CENSUS TRACTS: 1950
KEY MAP

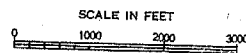
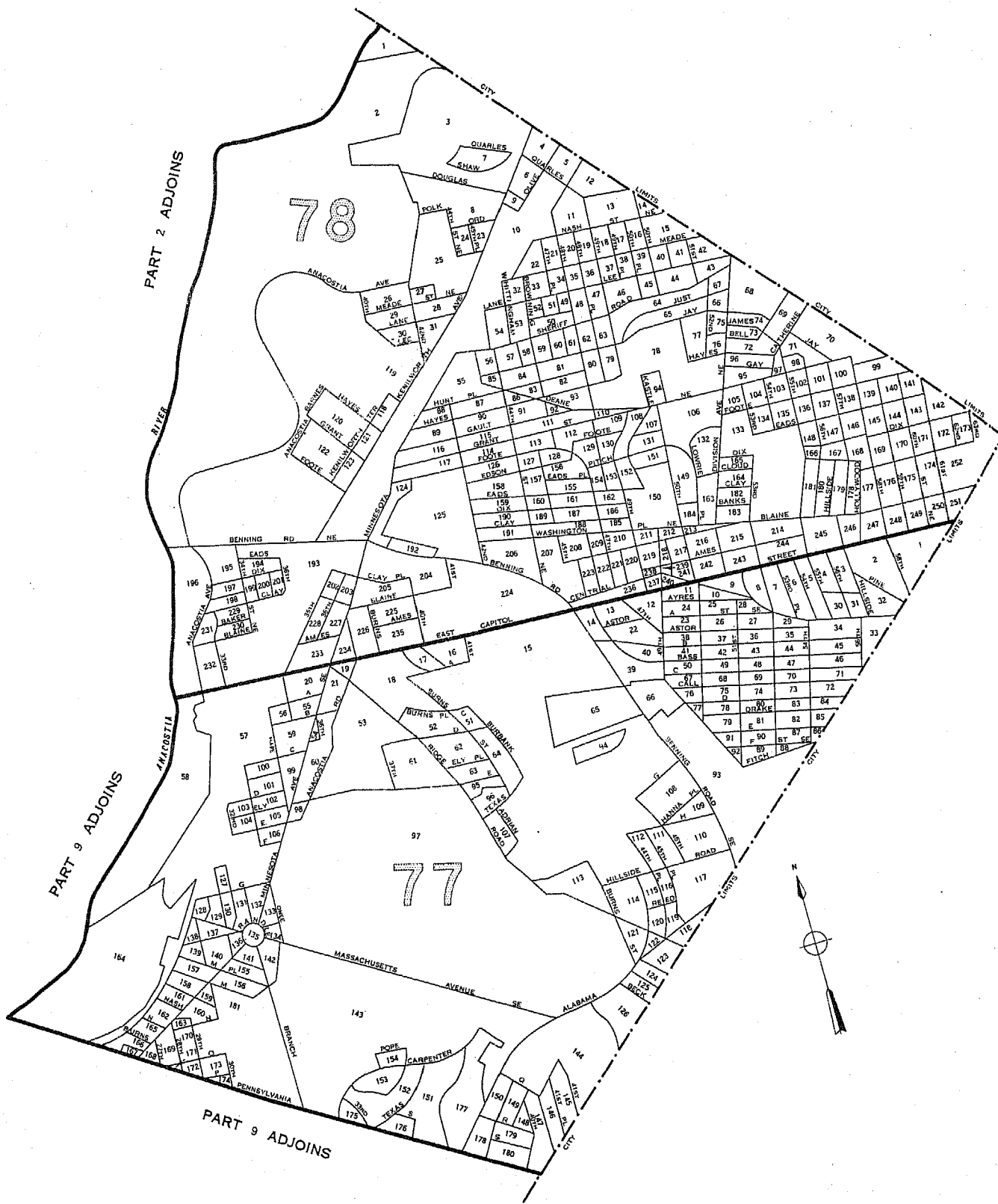


LEGEND
TRACT NUMBER
PART NUMBER

9
1

WASHINGTON, D. C., BY CENSUS TRACTS AND BLOCKS: 1950

PART 1 OF 10 PARTS

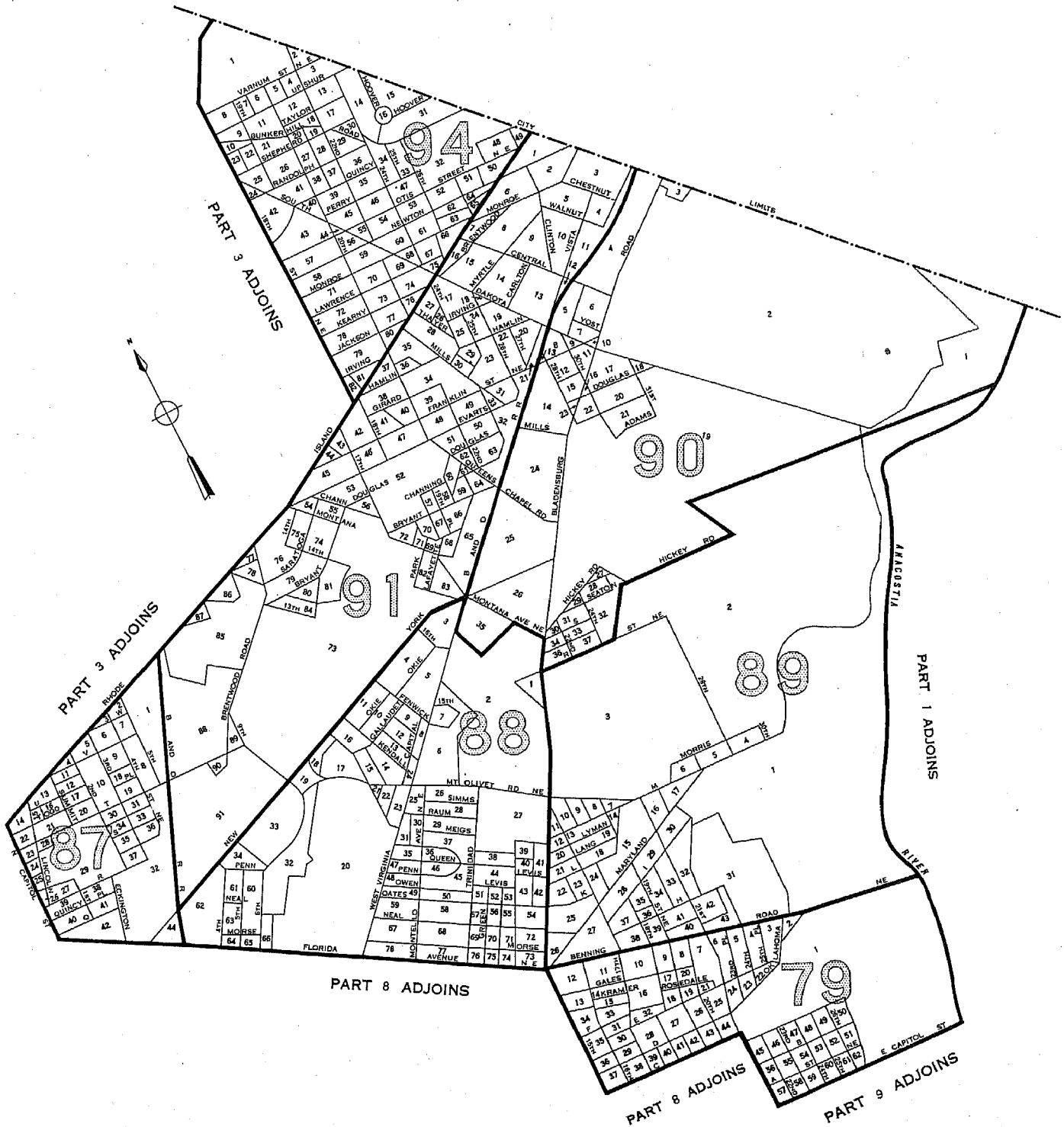


LEGEND

- BLOCK NUMBERS
- TRACT NUMBERS
- TRACT BOUNDARIES
- U.S. DEPARTMENT OF COMMERCE, BUREAU OF THE CENSUS

WASHINGTON, D. C., BY CENSUS TRACTS AND BLOCKS: 1950

PART 2 OF 10 PARTS



LEGEND

- BLOCK NUMBERS
- TRACT NUMBERS
- TRACT BOUNDARIES

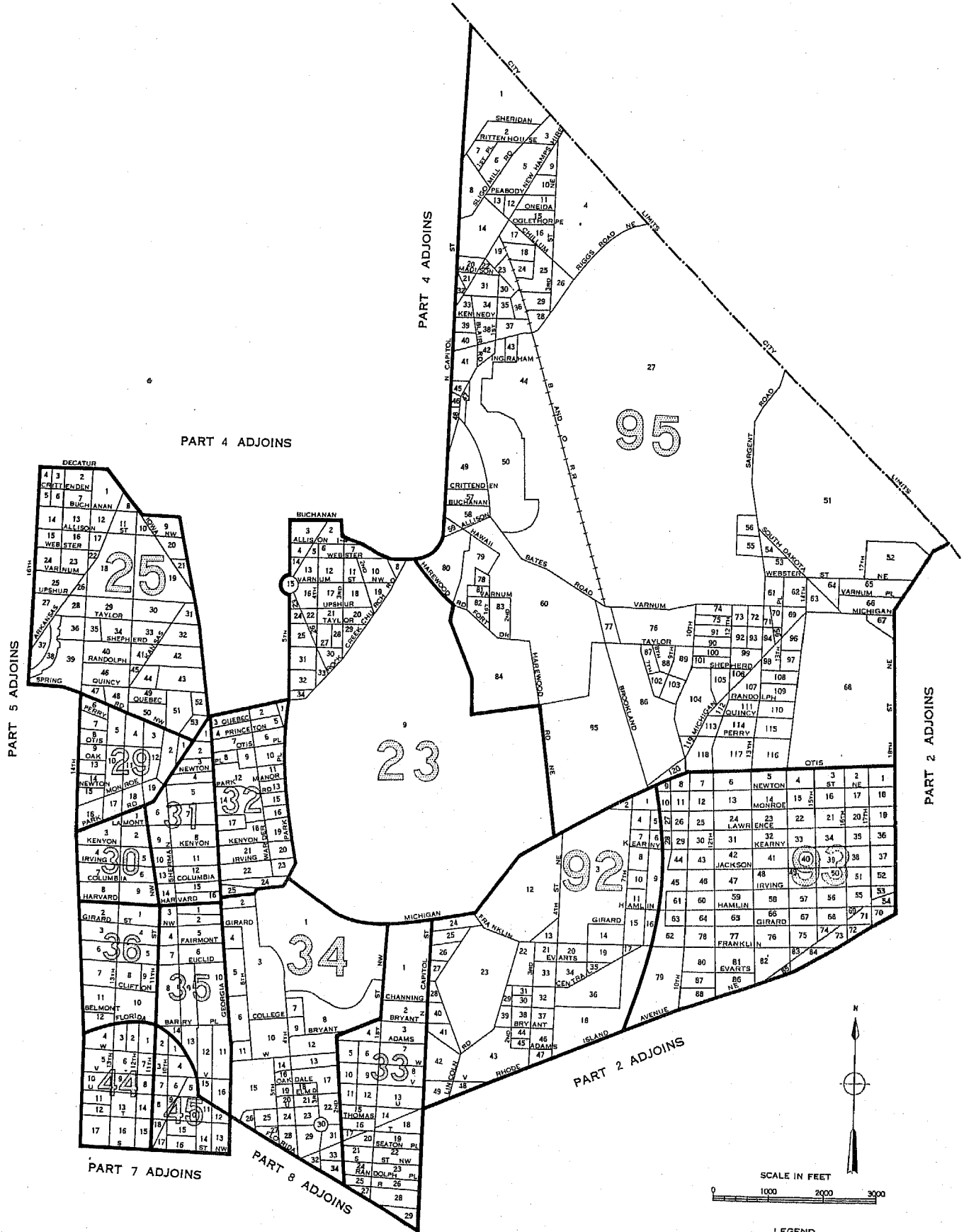
U.S. DEPARTMENT OF COMMERCE, BUREAU OF THE CENSUS

25

2

WASHINGTON, D. C. BY CENSUS TRACTS AND BLOCKS: 1950

PART 3 OF 10 PARTS

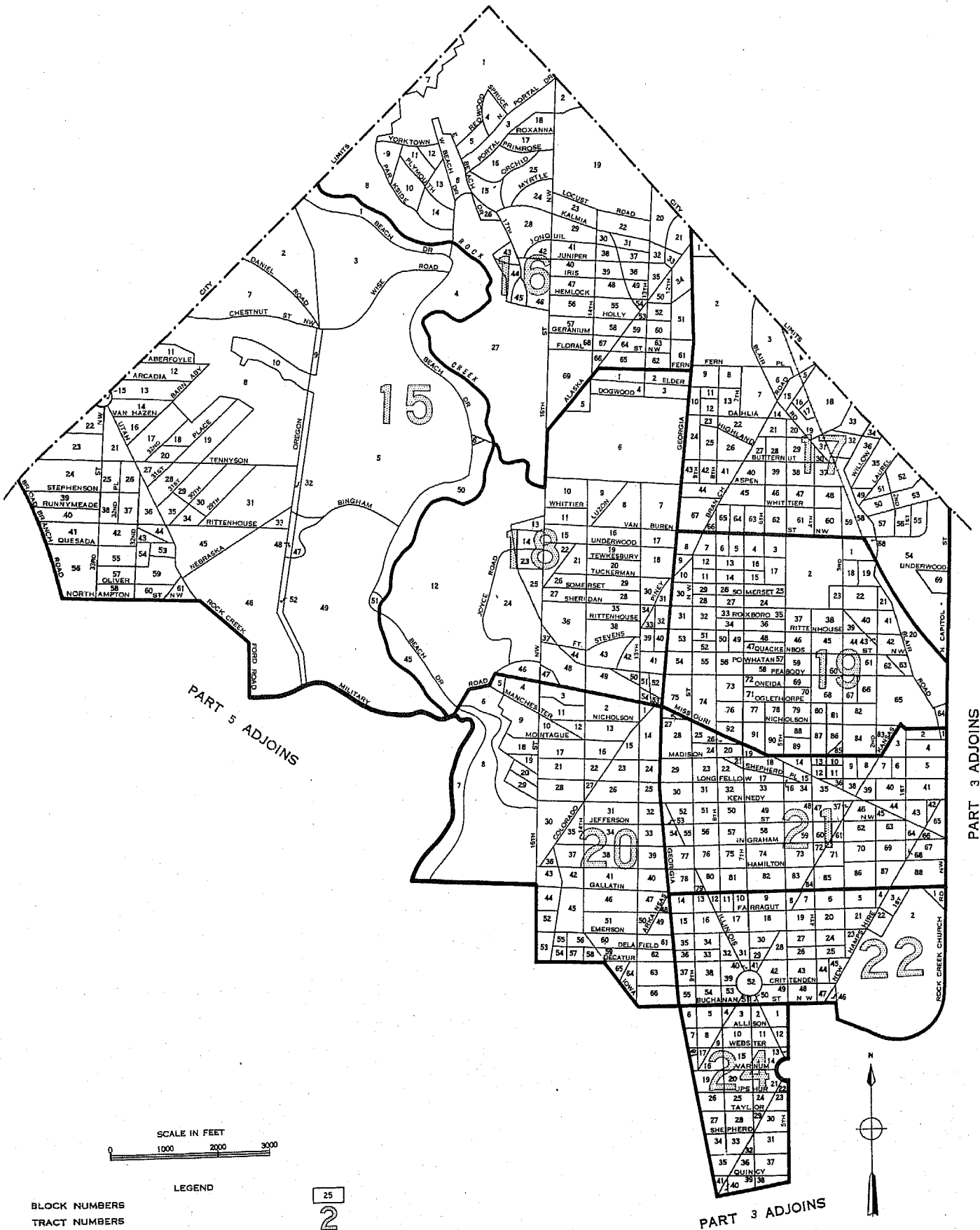


BLOCK NUMBERS
 TRACT NUMBERS
 TRACT BOUNDARIES
 U.S. DEPARTMENT OF COMMERCE, BUREAU OF THE CENSUS

25
 2

WASHINGTON, D. C., BY CENSUS TRACTS AND BLOCKS: 1950

PART 4 OF 10 PARTS



LEGEND

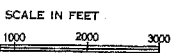
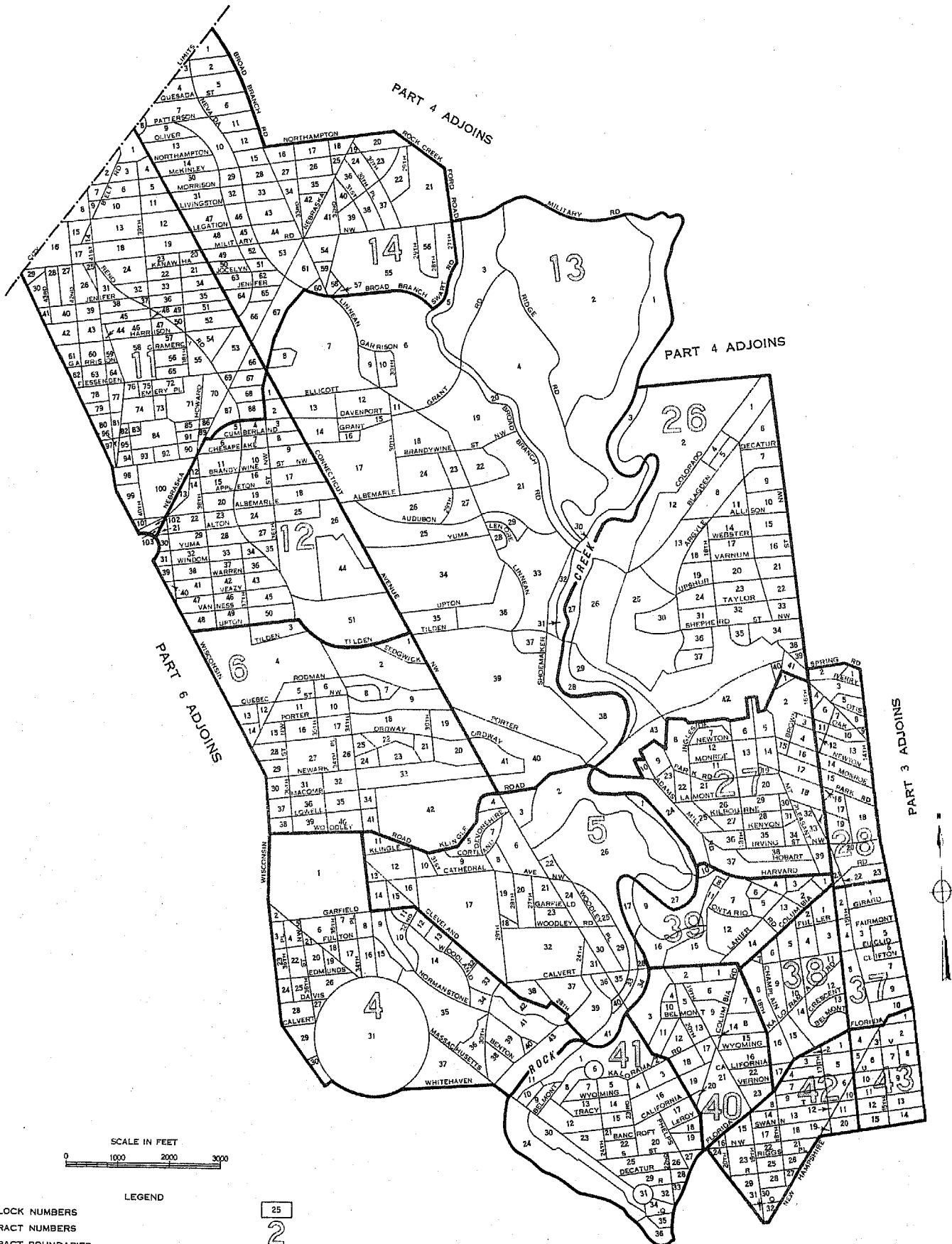
25
2

BLOCK NUMBERS
TRACT NUMBERS
TRACT BOUNDARIES
U.S. DEPARTMENT OF COMMERCE, BUREAU OF THE CENSUS

PART 3 ADJOINS

WASHINGTON, D. C., BY CENSUS TRACTS AND BLOCKS: 1950

PART 5 OF 10 PARTS



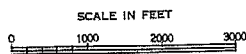
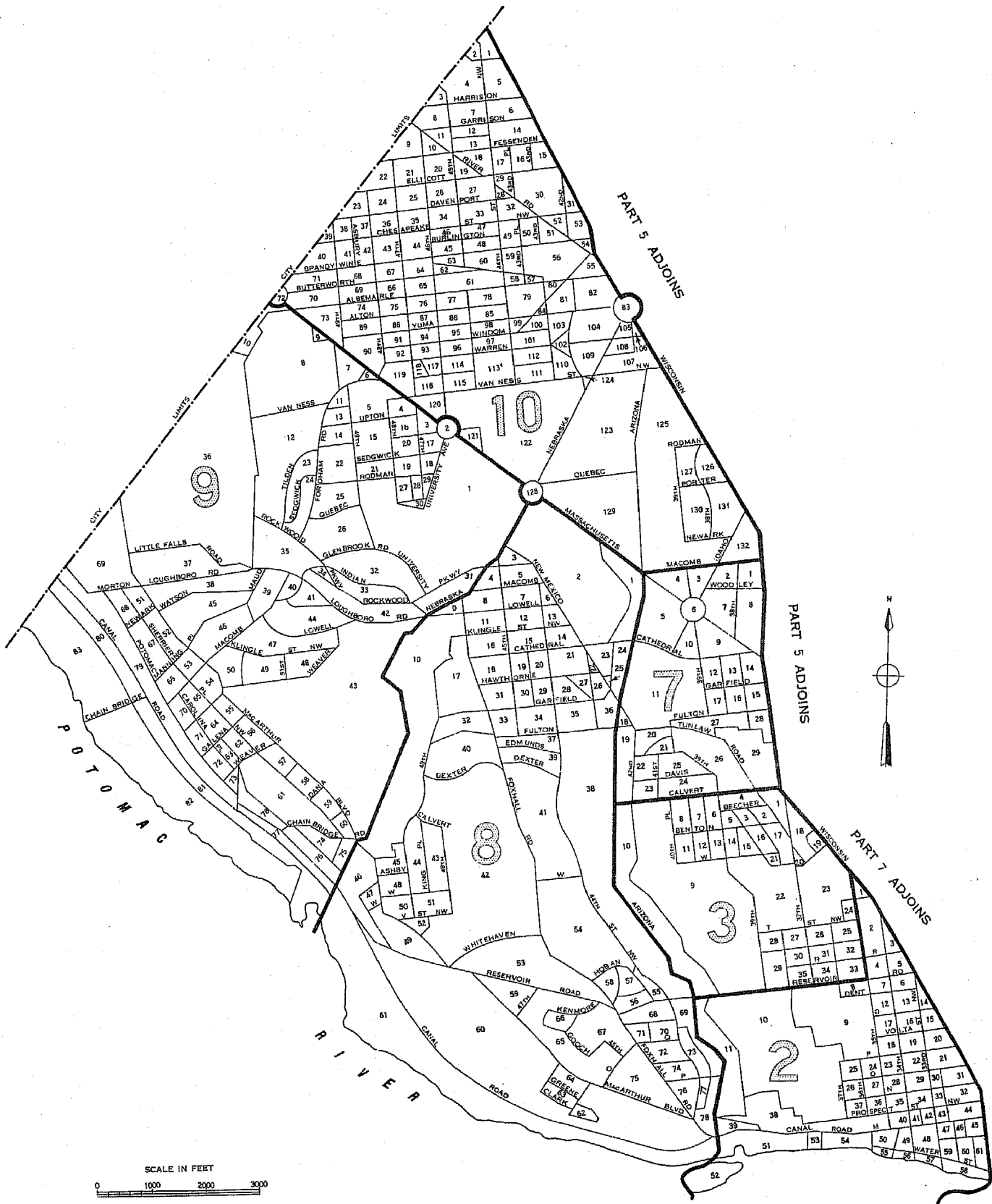
LEGEND

- BLOCK NUMBERS
- TRACT NUMBERS
- TRACT BOUNDARIES
- U.S. DEPARTMENT OF COMMERCE, BUREAU OF THE CENSUS

PART 7 ADJOINS

WASHINGTON, D. C., BY CENSUS TRACTS AND BLOCKS: 1950

PART 6 OF 10 PARTS



LEGEND



BLOCK NUMBERS
TRACT NUMBERS
TRACT BOUNDARIES

U.S. DEPARTMENT OF COMMERCE, BUREAU OF THE CENSUS

WASHINGTON, D. C., BY CENSUS TRACTS AND BLOCKS, 1950

PART 7 OF 10 PARTS

PART 5 ADJOINS

PART 4 ADJOINS

PART 8 ADJOINS



LEGEND

BLOCK NUMBERS

TRACT NUMBERS

TRACT BOUNDARIES

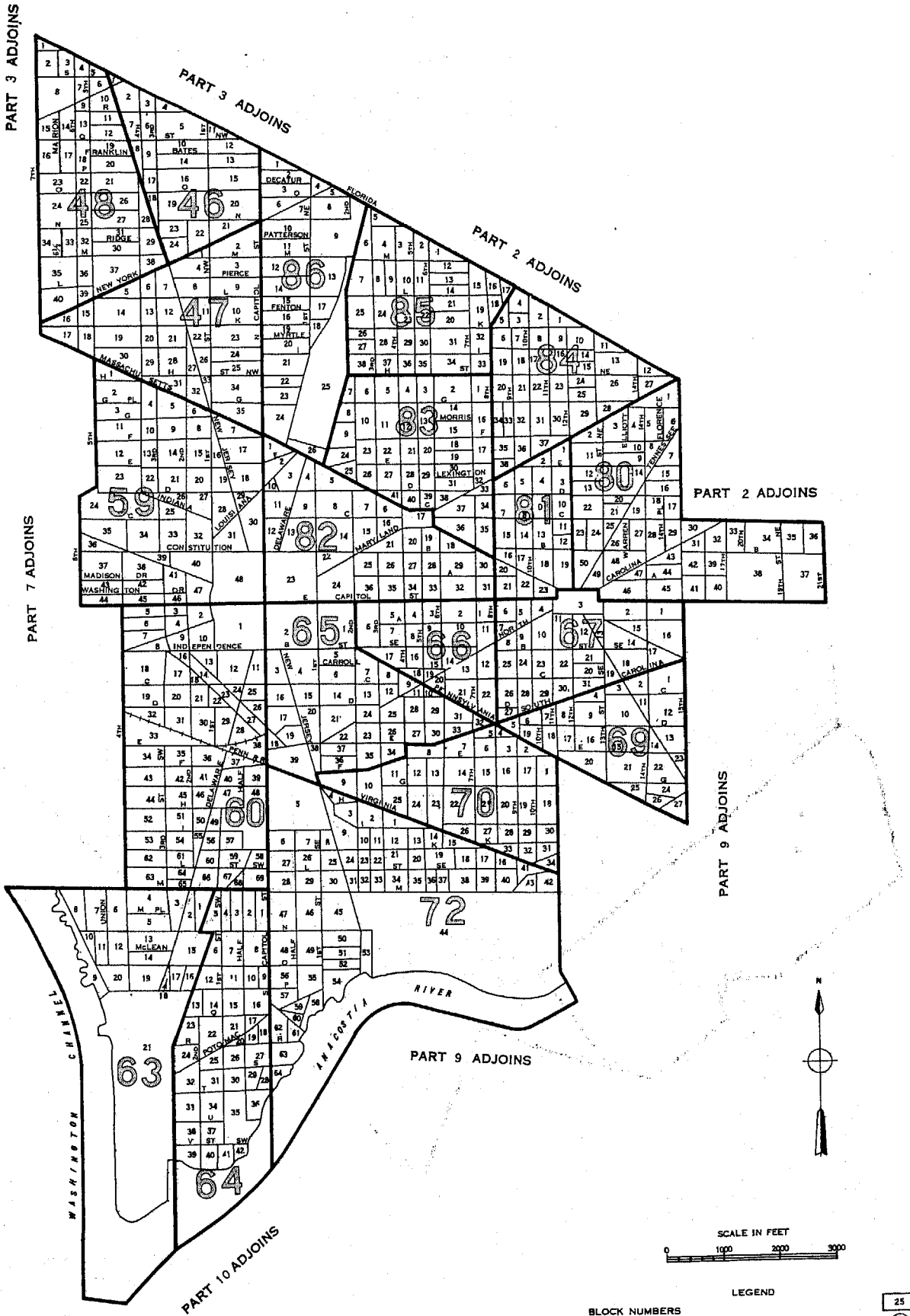
U.S. DEPARTMENT OF COMMERCE, BUREAU OF THE CENSUS

25

?

WASHINGTON, D. C., BY CENSUS TRACTS AND BLOCKS: 1950

PART 8 OF 10 PARTS



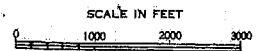
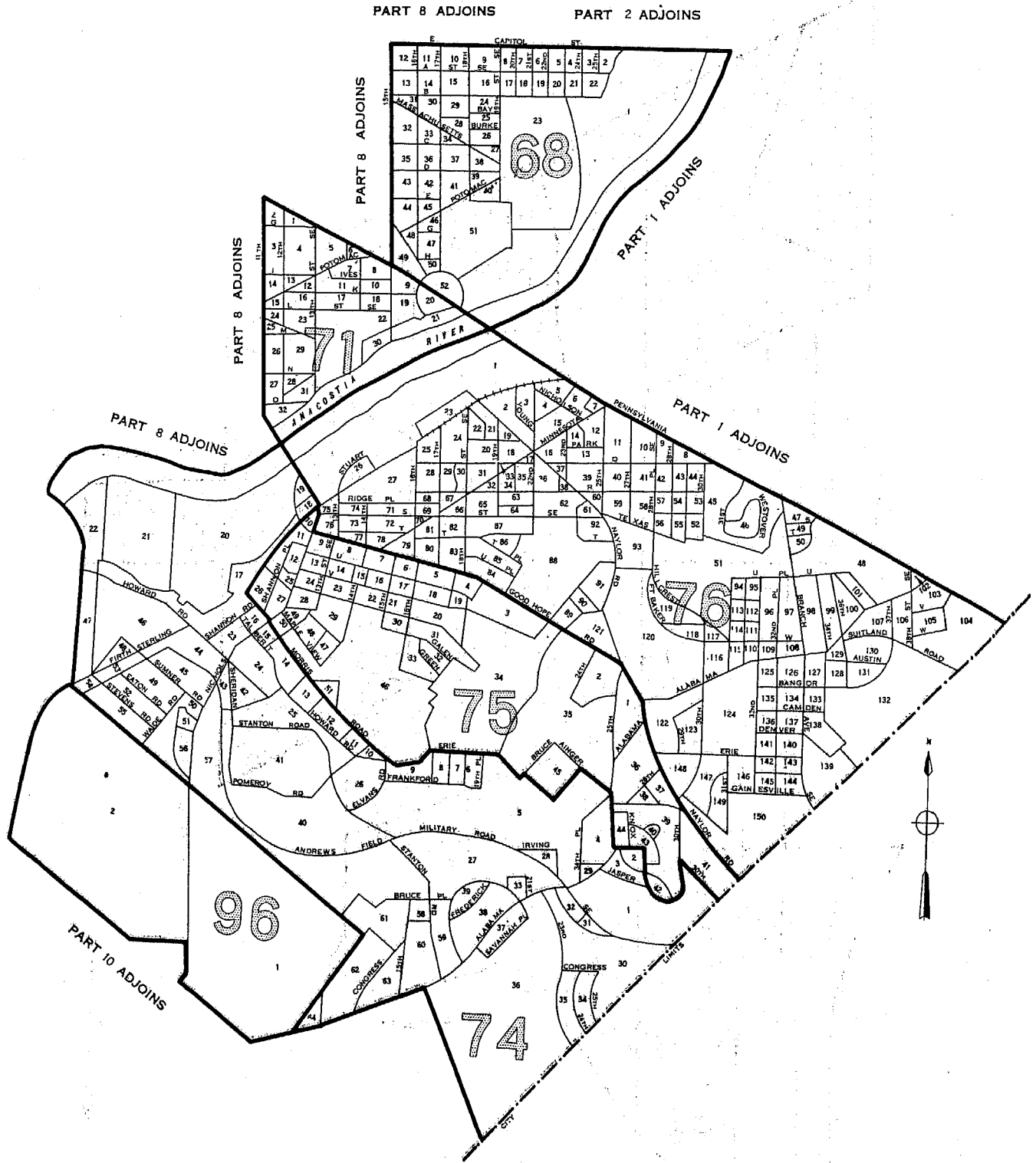
LEGEND

- BLOCK NUMBERS
- TRACT NUMBERS
- TRACT BOUNDARIES

U.S. DEPARTMENT OF COMMERCE, BUREAU OF THE CENSUS

WASHINGTON, D. C. BY CENSUS TRACTS AND BLOCKS: 1950

PART 9 OF 10 PARTS



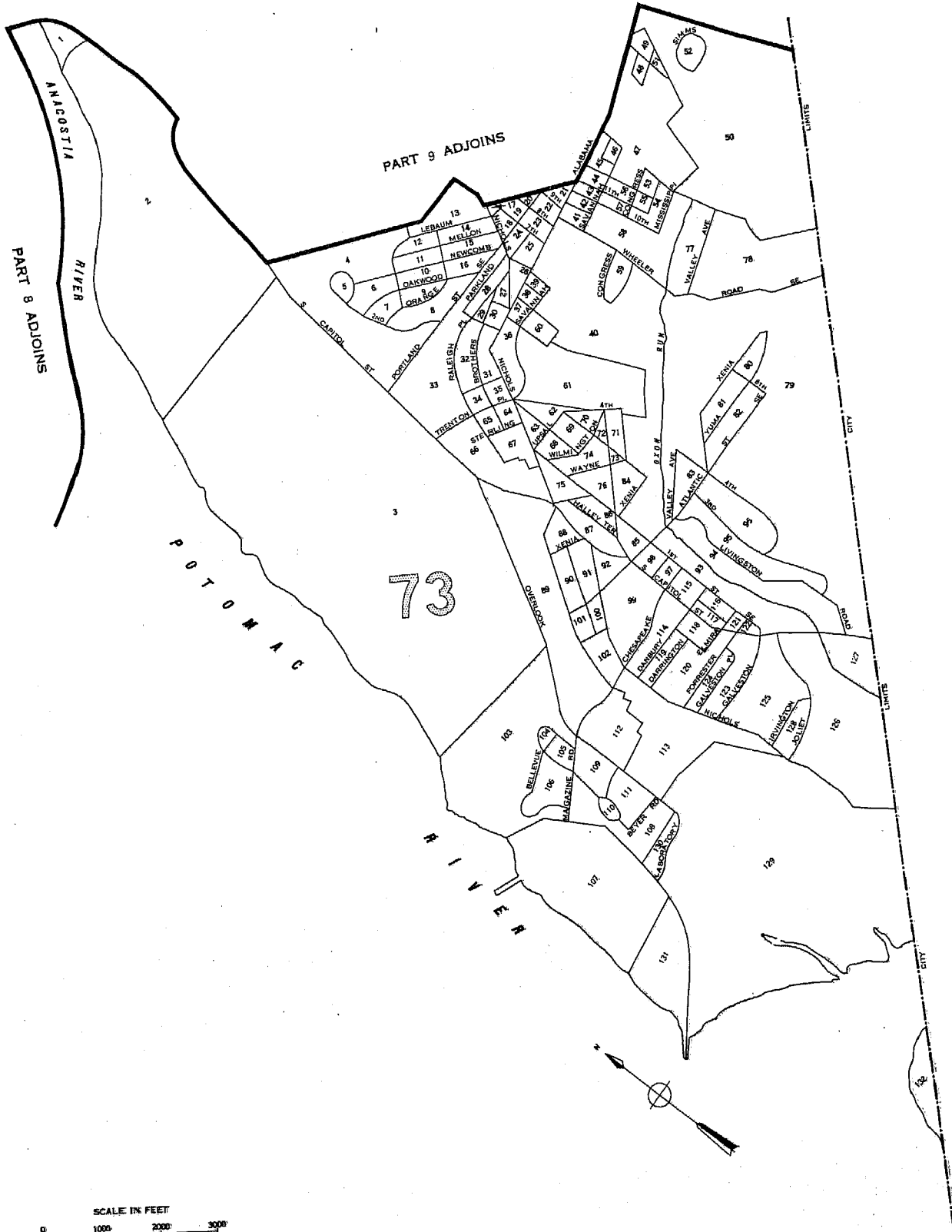
LEGEND

- BLOCK NUMBERS
- TRACT NUMBERS
- TRACT BOUNDARIES
- U.S. DEPARTMENT OF COMMERCE, BUREAU OF THE CENSUS

25
2

WASHINGTON, D. C., BY CENSUS TRACTS AND BLOCKS: 1950

PART 10 OF 10 PARTS



SCALE IN FEET



LEGEND


BLOCK NUMBERS
TRACT NUMBERS
TRACT BOUNDARIES

25
2

U.S. DEPARTMENT OF COMMERCE, BUREAU OF THE CENSUS

1950 UNITED STATES CENSUS OF HOUSING

U. S. DEPARTMENT OF COMMERCE • BUREAU OF THE CENSUS



WATERBURY, CONN. **BLOCK**
STATISTICS

U. S. CENSUS OF HOUSING: 1950

Volume

- I General Characteristics
- II Nonfarm Housing Characteristics
- III Farm Housing Characteristics
- IV Residential Financing
- V Block Statistics

Housing statistics for census tracts are to be included in the Population reports on census tracts.

U. S. CENSUS OF POPULATION: 1950

Volume

- I Number of Inhabitants
- II Characteristics of the Population

Succeeding volumes will cover the following subjects:

Census Tracts, Nativity and Parentage, Nonwhite Population by Race, Persons of Spanish Surname, Institutional Population, Differential Fertility, Labor Force Characteristics, Occupation, Industry, Income, Internal Migration, Education, Characteristics of Families and Households.

UNITED STATES CENSUS of HOUSING : 1950
U. S. DEPARTMENT OF COMMERCE
CHARLES SAWYER, Secretary

BUREAU OF THE CENSUS
ROY V. PEEL, Director



BLOCK STATISTICS

**WATERBURY
CONNECTICUT**

*Prepared under the supervision of
Howard G. Brunsman, Chief
Population and Housing Division*

1950 HOUSING CENSUS REPORT
VOLUME V, PART 203

UNITED STATES GOVERNMENT PRINTING OFFICE 1951

BLOCKS • WARDS



BUREAU OF THE CENSUS

ROY V. PEEL, *Director*

A. ROSS ECKLER, *Deputy Director*
HOWARD C. GRIEVES, *Assistant Director*
CONRAD TAEUBER, *Assistant Director*
MORRIS H. HANSEN, *Assistant Director for Statistical Standards*
ROBERT Y. PHILLIPS, *Assistant Director for Operations*
CALVERT L. DEDRICK, *Coordinator, International Statistics*
FRANK R. WILSON, *Information Assistant to the Director*

Population and Housing Division—

HOWARD G. BRUNSMAN, *Chief*
WAYNE F. DAUGHERTY, *Assistant Chief for Housing*
ROBERT B. VOIGHT, *Assistant Chief for Operations*
HENRY S. SHRYOCK, JR., *Assistant Chief for Population*
EDWIN D. GOLDFIELD, *Program Coordinator*

Quality and Equipment Statistics—ROBERT C. HAMER, *Chief*
Inventory Statistics—CARL A. S. COAN, *Chief*
Developmental Programs—J. HUGH ROSE, *Chief*
Residential Financing—JUNIA H. HONNOLD, *Chief*
Territories and Possessions—JOEL WILLIAMS, *Chief*
Statistical Sampling—JOSEPH STEINBERG, *Chief*
Statistical Procedure—MORTON A. MEYER, *Chief*
Processing Operations—MILTON D. LIEBERMAN, *Chief*

Administrative Service Division—WALTER L. KEHRES, *Chief*
Agriculture Division—RAY HURLEY, *Chief*
Budget Officer—CHARLES H. ALEXANDER
Business Division—HARVEY KAILIN, *Acting Chief*
Field Division—LOWELL T. GALT, *Chief*
Foreign Trade Division—J. EDWARD ELY, *Chief*
Geography Division—CLARENCE E. BATSCHLET, *Chief*
Governments Division—ALLEN D. MANVEL, *Chief*
Industry Division—MAXWELL R. CONKLIN, *Chief*
Machine Tabulation Division—C. F. VAN AKEN, *Chief*
Personnel Division—HELEN D. ALMON, *Chief*

SUGGESTED IDENTIFICATION

U. S. Bureau of the Census. *U. S. Census of Housing: 1950. Vol. V, Block Statistics, Part 203.*
U. S. Government Printing Office, Washington, D. C., 1951.

For sale by the Superintendent of Documents, U. S. Government Printing Office, Washington 25, D. C.,
or any of the Field Offices of the Department of Commerce Price 15 cents

PREFACE

This report presents statistics on characteristics of dwelling units by blocks for the city. The tabulations are based on data from the 1950 Census of Housing, taken as of April 1, 1950. Authorization for the 1950 Census of Housing as part of the Seventeenth Decennial Census was provided by the Housing Act of 1949, approved July 15, 1949.

The major portion of the information compiled from the 1950 Census of Housing appears in Volume I, *General Characteristics*; Volume II, *Nonfarm Housing Characteristics*; Volume III, *Farm Housing Characteristics*; Volume IV, *Residential Financing*; and Volume V, *Block Statistics*. Volume V consists of separate reports, issued as bulletins for each of the 209 cities which in 1940 or in a subsequent census had a population of 50,000 or more. These reports will not be bound into a single publication.

The subjects covered in both the 1950 and 1940 reports on characteristics of dwelling units by blocks are substantially similar.

This report was prepared under the direction of Howard G. Brunsman, Chief, Population and Housing Division, and Wayne F. Daugherty, Assistant Chief for Housing. Robert C. Hamer, Chief, Quality and Equipment Statistics Section, was in charge of coordinating the content and the format of the report with assistance from Carl A. S. Coan, Chief, Inventory Statistics Section; Floyd D. McNaughton, Chief, Equipment and Facilities Unit; Beulah Washabaugh, Chief, Tenure and Vacancy Unit; and Walter A. Hines. The compilation of the statistics was under the supervision of Robert B. Voight, Assistant Chief for Operations.

The collection of the information on which these statistics are based was under the supervision of Lowell T. Galt, Chief, Field Division. The geographic work, including the assignment of all block numbers and the preparation of maps, was under the supervision of Clarence E. Batschelet, Chief, Geography Division. The data were tabulated under the supervision of C. F. Van Aken, Chief, Machine Tabulation Division.

December 1951

WATERBURY, CONN.

CONTENTS

INTRODUCTION

	Page		Page
General.....	1	Definitions and explanations—Continued	
Related reports.....	1	Persons per room.....	2
Use of data.....	1	Color of occupants.....	2
Comparability with 1940 Housing Census data.....	1	Contract monthly rent.....	2
Definitions and explanations.....	1	Value of one-dwelling-unit structures.....	2
Dwelling unit.....	1	Number reporting.....	2
Occupancy and tenure.....	2	Block identification.....	2
Condition and plumbing facilities.....	2		

TABLES

	Page
Table 1.—Characteristics of housing for the city: 1950.....	3
Table 2.—Characteristics of housing by wards: 1950.....	3
Table 3.—Characteristics of housing for wards, by blocks: 1950.....	4

Map of city, by blocks, appears following last page of tables.

BLOCK STATISTICS

INTRODUCTION

GENERAL

Volume V of the Reports on Housing consists of a separate report for each of the 209 cities which in 1940, or in a subsequent census prior to 1950, had a population of 50,000 or more. Each report presents for the city, by blocks, tabulations for a limited number of subjects obtained in the Census of Housing. The subjects in these reports are similar to those in the block statistics supplements to Volume I of the reports of the 1940 Census of Housing. The subjects in this report present the number of dwelling units classified by occupancy and tenure, condition and plumbing facilities, persons per room, color of occupants, average contract monthly rent of renter-occupied and selected vacant units, and the average value of one-dwelling-unit owner-occupied and selected vacant structures. In table 1, the statistics for these subjects are summarized for the city. Table 2 contains the statistics for wards; these are the only statistics for wards that will be published from the 1950 Census of Housing. In table 3, the data are presented by blocks within wards and block areas. Maps identifying the location of each block and the ward boundaries are a part of this report.

Related reports.—Related statistics for this city are contained in the Reports on Housing, Volume I, *General Characteristics*; and in the Reports on Population, Volume I, *Number of Inhabitants*, and Volume II, *Characteristics of the Population*.

The Reports on Housing for each State in Volume I present data on the characteristics of dwelling units for the State by residence (urban, rural nonfarm, and rural farm), for standard metropolitan areas, urbanized areas, counties, for urban places, places of 1,000 to 2,500 inhabitants, and rural-nonfarm and rural-farm dwelling units for each county. Each report includes the following subjects: occupancy, tenure, race of occupants, type of structure, year built, condition and plumbing facilities, water supply, toilet and bathing facilities, number of rooms, number of persons, persons per room, electric lighting, heating equipment, heating and cooking fuels, refrigeration equipment, kitchen sink, radio, television, and, for nonfarm units, the contract monthly rent, gross monthly rent, and value of one-dwelling-unit structures.

Volume I of the Reports on Population shows the 1950 population of each county and of each minor civil division within the county. It also contains figures for each incorporated place, for each unincorporated place with 1,000 or more inhabitants, and for incorporated places of 5,000 or more by wards. A special series of tables presents data for each urbanized area giving the incorporated places and portions of minor civil divisions within it.

Volume II of the 1950 Population Reports contains statistics on the general characteristics of the population. Chapter A of this volume repeats the figures on number of inhabitants as shown in Volume I; Chapter B presents demographic, economic, and social characteristics of the population; and Chapter C gives more detailed cross-classifications for States and large cities and standard metropolitan areas.

Use of data.—The tabulation of housing characteristics for areas as small as city blocks provides descriptive material of considerable value for technical studies of housing in the city. The statistics will be useful in compiling totals for special types of areas that may be defined to meet the requirements of individual investigators. Users of the data should bear in mind that in

practically all cases the data for a given block represent the work of only one enumerator. Consequently, housing characteristics for blocks are subject to a wider margin of error than is to be expected in the figures for tracts or wards which represent returns made by a number of enumerators. Misinterpretation of instructions by one enumerator may cause a significant bias in the statistics for a block even though it may have a negligible effect upon the figures for larger areas. For example, the enumeration of "condition" depended to a considerable extent upon the judgment of the individual enumerator. Also, failure to indicate the correct block number for a significant number of dwelling units may introduce errors into the block data.

Comparability with 1940 Housing Census data.—In the 1940 Census of Housing, reports entitled "Block Statistics" were issued as supplements to the first series of Housing bulletins. These supplements consisted of separate reports for each of the 191 cities which had 50,000 inhabitants or more in 1930.

In the 1950 reports, the block numbers used are different, in most cases, from those used in the 1940 reports. Therefore, to compare 1940 and 1950 data for a given block, it is necessary to locate the block on the maps to obtain the corresponding 1940 and 1950 block numbers.

The subjects in both the 1940 and 1950 reports are substantially similar. However, data on number of structures, year built, and mortgage status have been omitted from the 1950 report. Furthermore, in the 1940 reports average contract or estimated monthly rent was reported for all dwelling units while in 1950 average contract monthly rent is reported for some, and average value for other, dwelling units.

DEFINITIONS AND EXPLANATIONS

More detailed and complete definitions are presented in Volume I of the Housing Reports.

Dwelling unit.—In general, a dwelling unit is a group of rooms or a single room, occupied or intended for occupancy as separate living quarters, by a family or other group of persons living together or by a person living alone.

A group of rooms, occupied or intended for occupancy as separate living quarters, is a dwelling unit if it has separate cooking equipment or a separate entrance. A single room, occupied or intended for occupancy as separate living quarters, is a dwelling unit if it has separate cooking equipment or if it constitutes the only living quarters in the structure. Also, each apartment in a regular apartment house is a dwelling unit even though it may not have separate cooking equipment. Excluded from the dwelling unit count are large rooming houses, institutions, dormitories, and transient hotels and tourist courts.

In the 1940 Census, a dwelling unit was defined as the living quarters occupied or intended for occupancy by one household. A household consisted of a family or other group of persons living together with common housekeeping arrangements, or a person living entirely alone. However, the enumerator was not explicitly instructed to define rooms as dwelling units on the basis of cooking equipment or separate entrance.

The number of dwelling units in the 1950 Census may be regarded as comparable with the number of dwelling units in the 1940 Census. Some living quarters may have been classified as separate dwelling units in the one census and not in the other. Further, in the 1950 Census, living quarters with five or more

lodgers were not tabulated as dwelling units; generally, such quarters were included in the 1940 dwelling unit count. However, the net effect of these changes is probably small.

Occupancy and tenure.—Dwelling units are classified by occupancy and tenure into four groups: owner-occupied; renter-occupied; vacant nonseasonal not dilapidated, for rent or sale; and other vacant and nonresident. A dwelling unit is classified as owner-occupied if it was owned wholly or in part by the head of the household or by some related member of his family living in the dwelling unit. All other occupied units are classified as renter-occupied whether or not cash rent was actually paid for living quarters. Rent-free units and living accommodations received in payment for services performed are thus included with the renter-occupied units.

A dwelling unit is considered vacant if no persons are living in it at the time of enumeration. New units not yet occupied were enumerated as vacant dwelling units if construction had proceeded to the extent that all the exterior windows and doors were installed and final usable floors were in place. The classification "Vacant nonseasonal not dilapidated, for rent or sale" is descriptive of the vacant dwelling units reported in this classification. "Other vacant and nonresident" units include all dilapidated and seasonal vacant units as well as the not dilapidated units which were not for rent or sale.

Because of changes in enumeration procedures, the counts of total vacant units in 1940 and 1950 are not strictly comparable. In 1940, vacant units were enumerated if they were habitable; units uninhabitable and beyond repair were excluded from the enumeration. In 1950, units were included regardless of condition if they were intended for occupancy as living quarters. Therefore, no comparison should be made between the data on "vacant nonseasonal not dilapidated, for rent or sale" units from the 1950 Census and data in the 1940 Census reports.

In both censuses, dwelling units occupied entirely by non-residents were included with vacant units not for rent or sale. Trailers, tents, houseboats, and railroad cars which were vacant were excluded from the dwelling unit inventory in both 1950 and 1940.

Condition and plumbing facilities.—Data on condition of a dwelling unit are shown in combination with data for selected plumbing facilities and are, therefore, limited to units for which both condition and plumbing facilities are reported. Plumbing facilities include water supply, toilet facilities, and bathing facilities.

The category "with private bath" includes those dwelling units reported with both a flush toilet and a bathtub or shower inside the structure for the exclusive use of the occupants of the unit. The category "no private bath" includes those dwelling units not having private flush toilet or not having private bathing facilities. The "no running water" category includes units with only piped running water outside the structure or with only other sources such as a hand pump.

A dwelling unit is "dilapidated" when it is run-down or neglected, or is of inadequate original construction, so that it does not provide adequate shelter or protection against the elements or it endangers the safety of the occupants.

Persons per room.—The number of persons per room has been computed for each occupied dwelling unit by dividing the number of persons in the dwelling unit by the number of rooms in the dwelling unit. All persons enumerated in the Population Census as members of the household (including lodgers, servants, and other nonrelated persons) are counted in determining the number of persons that occupy the dwelling unit. The number of rooms in the dwelling unit includes all rooms available for living quarters throughout the year. Not counted as rooms are bathrooms, closets, pantries, halls, screened porches, and unfinished rooms in the basement and attic.

Color of occupants.—Occupied dwelling units are classified by color of head of household according to the definition used in the

1950 Census of Population. The group designated as "nonwhite" consists of Negroes, Indians, Japanese, Chinese, and other non-white races. Persons who are not definitely Indian or of other nonwhite race are classified as white.

Contract monthly rent.—Contract monthly rent is the rent, at the time of enumeration, contracted for by the renter regardless of whether it includes furniture, heating fuel, electricity, cooking fuel, water, or personal services.

Monthly rent for vacant dwelling units is the amount asked for the dwelling unit at the time of enumeration. The average monthly rent relates to renter-occupied dwelling units and vacant nonseasonal not dilapidated units for rent. Dwelling units which are occupied "rent-free" are not included with the units reporting rent.

Value of one-dwelling-unit structures.—Average value is shown for owner-occupied dwelling units and vacant nonseasonal not dilapidated units which are for sale only. Value is shown only if the unit is in a one-dwelling-unit structure without business and if it is the only dwelling unit included in the property. The value represents the amount for which the owner estimates that the property, including such land as belongs with it, would sell under ordinary conditions and not at a forced sale. For vacant units, value is the sale price asked by the owner.

Number reporting.—Occupancy and tenure are reported for all dwelling units, and color of occupants is reported for all occupied units. The corresponding distributions for these subjects in table 1 are based on all dwelling units and on occupied units, respectively. For all other subjects, the distributions are based on the units for which the specific characteristics are reported, that is, the "Number reporting."

The number of dwelling units for which the enumerator obtained no report on a particular item is shown for the city totals only; however, the number "not reported" can easily be derived for each area in tables 2 and 3 by subtracting the number reporting from the total number of dwelling units (or total occupied).

Block identification.—A map or series of maps is included in this report showing block numbers for each block, number and letter designations for wards and block areas, and the names of principal streets.

Blocks are identified by serial numbers, a separate series of numbers being used for each ward or for a group of wards. Thus, the location of each block for which data are presented in table 3 may be determined by referring to the ward and block number shown on the map. Similarly, data for a specific block may be located in the table by reference to the map for the identification numbers of the ward and block.

In some cities "block areas" have been established to facilitate the numbering of blocks in groups of less than 1,000. This may cause a break in the sequence of block numbers within a ward. Where this occurs each part of the ward that is in a separate block area is distinguished on the map, and in the table the data are shown for blocks in numerical order within each block area section of the ward. When a boundary of a ward cuts through a block separating the block into segments, the statistics for each segment are tabulated in the ward in which it is physically located on the map. In such cases, to obtain the statistics for the entire block it is necessary to add the statistics for all segments.

If no dwelling units are reported for a block, the block number is not listed in table 3, although it is shown on the map. Dwelling units for which the block number was not reported are indicated in the table by the symbol "NR." Detailed data are not shown for such dwelling units, nor for blocks containing fewer than three dwelling units. Average monthly rent is not shown when the monthly rent was reported for fewer than three dwelling units. Average value is not shown when the value of one-dwelling-unit properties was reported for fewer than three dwelling units. All dwelling units are included, however, in the statistics for the city and for each ward.

WATERBURY, CONN.

Table 1.—CHARACTERISTICS OF HOUSING FOR THE CITY: 1950

Subject	Number	Percent	Subject	Number	Percent
OCCUPANCY AND TENURE			PERSONS PER ROOM		
All dwelling units.....	30,150	100.0	Occupied dwelling units.....	29,640	...
Owner occupied.....	12,127	40.2	Number reporting.....	29,437	100.0
Renter occupied.....	17,513	58.1	1.50 or less.....	28,709	97.5
Vacant nonseasonal not dilapidated, for rent or sale.....	278	0.9	1.51 or more.....	728	2.5
Other vacant and nonresident.....	232	0.8	Not reported.....	203	...
CONDITION AND PLUMBING FACILITIES			CONTRACT MONTHLY RENT		
All dwelling units.....	30,150	...	Renter-occupied, and vacant nonseasonal not dilapidated units, for rent—Number reporting.....	17,166	...
Number reporting.....	29,817	100.0	Total contract monthly rent..... dollars..	530,387	...
With private bath, not dilapidated.....	27,299	91.6	Average monthly rent..... dollars..	30.90	...
No private bath, with running water, not dilapidated.....	1,710	5.7	VALUE OF ONE-DWELLING-UNIT STRUCTURES		
No running water or dilapidated.....	808	2.7	Owner-occupied, ¹ and vacant nonseasonal not dilapidated units, for sale only—Number reporting.....	6,849	...
Condition or plumbing facilities not reported.....	333	...	Total value or sale price..... dollars..	77,667,800	...
No private bath or dilapidated.....	2,518	8.4	Average value..... dollars..	11,340	...
COLOR OF OCCUPANTS					
Occupied dwelling units.....	29,640	100.0			
White.....	28,790	97.1			
Nonwhite.....	850	2.9			

¹Restricted to 1-dwelling-unit properties.

Table 2.—CHARACTERISTICS OF HOUSING BY WARDS: 1950

Ward	All dwelling units by occupancy and tenure					All dwelling units by condition and plumbing facilities			Occupied dwelling units			Contract monthly rent ¹		Value ² of one-dwelling-unit structures		
	Total	Owner occupied	Renter occupied	Vacant non-seasonal not dilap., for rent or sale	Other vacant and non-resident	Number reporting	No private bath or dilap.	No running water or dilap.	Total	Persons per room		Occupied by non-white	Number reporting	Average monthly rent (dollars)	Number reporting	Average value (dollars)
										Number reporting	1.51 or more					
TOTAL	30150	12127	17513	278	232	29817	2518	808	29640	29437	728	850	17166	30.90	6849	11,340
1	5818	1915	3833	34	36	5778	307	120	5748	5718	193	527	3745	29.06	832	8.838
2	6816	2777	3848	145	46	6724	452	157	6625	6580	141	202	3829	37.22	1678	13.159
3	6736	3004	3632	55	45	6672	452	79	6636	6588	102	46	3541	32.75	1742	12.740
4	4418	1447	2896	31	44	4356	691	216	4343	4312	135	51	2840	24.76	673	9.592
5	6362	2984	3304	13	61	6287	616	236	6288	6239	157	24	3211	28.86	1924	10.177

¹For renter - occupied dwelling units and vacant nonseasonal not dilapidated units, for rent.
²For owner - occupied dwelling units and vacant nonseasonal not dilapidated units, for sale only.

HOUSING—BLOCK STATISTICS

Table 3.—CHARACTERISTICS OF HOUSING FOR WARDS, BY BLOCKS: 1950

[Detailed statistics not shown for blocks containing fewer than 3 dwelling units, nor for dwelling units not allocated by blocks (designated by NR)]

Ward	Block	All dwelling units by occupancy and tenure					All dwelling units by condition and plumbing facilities			Occupied dwelling units			Contract monthly rent ¹		Value ² of one-dwelling-unit structures		
		Total	Owner occupied	Renter occupied	Vacant non-seasonal not dilap., for rent or sale	Other vacant and non-resident	Number reporting	No private bath or dilap.	No running water or dilap.	Total	Persons per room		Occupied by non-white	Number reporting	Average monthly rent (dollars)	Number reporting	Average value (dollars)
											Number reporting	1.51 or more					
1	2	10	6	4		10	3	3	10	10			4	36.00	6	6,283	
	3	23	18	5		23	5	5	23	23			5	35.00	15	14,750	
	4	2	2			2			2	2			4	47.50	1	9,280	
	21	11	10	1		11	1	1	11	11			1		9	14,444	
	22	20	20	2		23	4	1	22	22			2		19	8,584	
	23	4	4			4	1	1	4	4			4		4	9,250	
	24	11	9	2		11	2	2	11	11			2		9	10,111	
	25	59	44	13		58	9	9	57	56	1	1	11	25.36	34	11,132	
	26	1				1			1	1							
	113	18	11	7		18	4	4	18	18			6	21.83	7	10,142	
	114	5	4	1		5	3	3	5	5					4	14,750	
	115	6	5	1	1	6			6	6					6	13,416	
	116	10	10	2		10	1	1	10	10	1		2		8	8,437	
	118	13	14	2		13	2	2	12	12			2		9	8,888	
	119	30	14	14	1	30	2	2	26	26			1	33.91	5	13,000	
	123	158	99	146	1	157	1	1	155	155	18	58	146	33.77	9	8,888	
	125	4	4			4	2	2	4	4			1		5	13,000	
	126	12	10	2		12	2	2	12	12			1		4	6,625	
	127	31	19	12		31	4	3	31	31			2		8	5,850	
	128	8	6	2		8	1	1	8	8			2	26.50	12	8,125	
	129	3	2	1		3			3	3			1		1		
	130	67	29	38		67	2	2	67	67	1	5	37	25.81	11	7,954	
	131	25	14	10		25			24	24			9	22.88	8	7,287	
	132	18	15	3		18			18	18			3	35.66	14	8,071	
	133	6	5	1		6			6	6			1		5	6,400	
	134	2	2			2			2	2			1				
	135	19	13	5		19	1	1	18	18			4	35.75	5	6,600	
	286	155	20	133	1	153	15	3	153	152	11	67	132	24.32			
	298	38	5	33		38			38	38			3	25.87			
	299	54	14	40		54	8	1	54	54	6	2	39	22.97			
	301	71	14	55	2	71	1	1	69	69			54	28.37			
	302	51	15	35	1	51	3	1	50	50	1		36	25.75	1		
	303	31	13	16		31	2	2	29	29	2		16	24.81	3	10,500	
	304	88	26	61		88	2	2	87	87			59	25.25	2		
	305	52	21	29		52	1	1	50	50			29	26.13	10	8,700	
	306	27	14	13		27	1	1	27	27	1		13	30.46	3	6,833	
	307	12	7	5		12	2	2	12	12			4	29.50	2		
	308	17	10	7		17	1	1	17	17	1		5	22.80	7	6,142	
	309	5	5			5			5	5			5		5	6,600	
	310	18	5	13		18			18	18	3	12	12	30.00	5	7,000	
	314	43	1	42		43			43	43	5	43	41	32.60			
	315	49		49		49			49	49			49	30.34			
	317	49	2	47		49			49	49			47	40.21			
	318	23		23		23			23	23			23	29.86			
	319	12		12		12			12	12			12	30.00			
	320	20	16	3		20			19	19			11	24.33	14	8,642	
	323	14	13	1		14			14	14			1		10	7,950	
	324	18	8	10		18			18	18			9	28.66	6	8,583	
	325	26	11	15		26	3		26	26			15	26.26	6	7,666	
	326	19	15	4		19			19	19			4	26.25	11	8,545	
	327	13	8	5		13	1		13	13			4	23.75	6	7,250	
	328	16	10	6		16			16	16			6	34.16	7	9,328	
	329	23		23		23			23	23			23	29.86			
	330	24		24		24	3	3	24	24			24	29.95			
	331	9	8	1		9			9	9		1	1		8	7,350	
	332	5	5			5			5	5			5		5	10,100	
	333	7	7			7			7	7			7		7	11,285	
	334	1				1			1	1			1		5	10,600	
	335	5	5			5			5	5			5		15	10,800	
	336	17	15	2		16			17	16		1	1				
	337	8	7	1		8			8	8			1		6	9,500	
	338	7				7			7	7			1		7	5,942	
	340	3				3			3	3			3		3	6,300	
	359	26	9	3		26	13		13	13			3	35.00	3	6,300	
	360	8	6	1	1	8			8	8			3	43.33	8	7,187	
	361	1				1			1	1			1		9	8,888	
	362	3				3			3	3			3		9	6,333	
	365	13	10	3		13			13	13			3				
	367	14	11	3		14			14	14			3				
	368	10	9	1		10			10	10			1				
	369	18	16	2		18			18	18			2				
	370	7	3	4		7			7	7			3		14	6,821	
	371	4				4			4	4			4		3	7,166	
	381	18	4	14		18			18	18			4		4	6,875	
	382	22	12	10		22			22	22			6	29.83	10	9,050	
	384	17	4	13		17	3	1	16	16			2		20	6,675	
	385	16	4	12	1	16			16	16			3	24.33	11	7,809	
	386	4				4	1	1	4	4			1		14	8,214	
	387	23	18	5		23	2	2	23	23			3		3	9,666	
	388	11	11			11			11	11			1		19	9,294	
	389	3	3			3			3	3			10		10	10,400	
	391	45	39	6		45	2		45	45			5	23.60	3	10,333	
	392	15	14	1		15			15	15			34		3	9,000	
	393	11	10	1		11			11	11			11		11	9,409	
	394	8	8			8			8	8			9		9	9,700	
	395	12	12			12			12	12			12		6	8,916	
	396	12	11	1		12			12	12			12		12	9,791	
													11		11	9,454	

¹For renter - occupied dwelling units and vacant nonseasonal not dilapidated units, for rent.
²For owner - occupied dwelling units and vacant nonseasonal not dilapidated units, for sale only.

WATERBURY, CONN.

Table 3.—CHARACTERISTICS OF HOUSING FOR WARDS, BY BLOCKS: 1950—Con.

Ward	Block	All dwelling units by occupancy and tenure					All dwelling units by condition and plumbing facilities			Occupied dwelling units			Contract monthly rent ¹		Value ² of one-dwelling-unit structures		
		Total	Owner occupied	Renter occupied	Vacant non-seasonal not dilapidated, for rent or sale	Other vacant and non-resident	Number reporting	No private bath or dilap.	No running water or dilap.	Total	Persons per room		Number reporting	Average monthly rent (dollars)	Number reporting	Average value (dollars)	
											Number reporting	1.51 or more					
1	397	15	12	3		15			15	14		3	34.00	6	8,916		
	398	22							25	25		1		23	10,239		
	406	25	24	1		25			13	13				13	9,307		
	407	13	13			13			8	8		4	35.00	1			
	417	8	4	4		8	1		8	8		4	32.25	2			
	419	11	4	7		11			11	11			26.62	26	8,596		
	444	81	44	36	1	81	2	2	80	80	2	1	35.5	3	8,333		
	447	15	6	9		15			15	15			28.40	7	9,571		
	448	30	16	14		30			30	30		1	23.91	1			
	449	41	7	30		41	1	1	37	37	2	1	25.48	1			
	450	50	28	22		50	1		50	50	1		18	28.05	17	8,264	
	451	48	24	23		48			47	47	2	1	23	27.95	13	9,346	
	453	134	98	74		133	1	1	132	131			73	29.71	13	9,036	
	457	183	158	68		83	2		83	83			68	24.89	1		
	458	104	118	80	4	103	10	1	98	98	2		82	28.92			
	459	82	22	46	1	63			62	62			47	30.78	1		
	460	82	22	59		82	1	1	81	81			58	26.58			
	461	55	19	35		53			54	52			33	33.75	2		
	462	48	14	32		48			46	46	1		32	28.71	1		
	463	73	21	52	1	73	3		73	73			51	33.29	1		
	464	77	29	48		76			77	77			48	30.02	2		
	465	85	61	24		85			85	85	1		24	27.12	6	11,750	
	466	41	12	29		41			41	41			28	30.07	1		
	467	62	15	47		62	5	1	62	62	1		45	28.15	2		
	468	58	45	13		58	1	1	58	58			12	25.25	10	7,300	
	469	89	55	36		88	1	1	89	89	1		33	25.90	43	7,390	
	470	108	108		1	52	1	1	51	51			35	28.82	1		
	471	106	121	81	1	108			107	105	2	10	76	28.07			
	472	106	30	76		106	3	3	106	106	3	3	75	28.99	1		
	473	134	33	99	2	132	2		132	132	1	4	99	27.89	1		
	474	83	19	63		83			82	82			62	25.20			
	475	65	16	48	1	64		1	64	64			45	24.93			
	476	40	13	27		40			40	40			27	26.18	1		
	477	187	40	146	1	187	14	9	186	185		13	144	25.75	1		
	478	65	22	43		64	1	1	65	65	7	5	40	24.72	4	9,250	
	479	57	13	44		57	3	1	57	57	4	4	43	23.51	3		
	480	47	15	32		47	4	2	47	47	2		30	27.03	4	9,000	
	481	59	16	43		54	5	1	59	57	2		42	25.64	1	12,750	
	482	129	21	108		124	7		129	129	2	1	107	27.78	1		
	483	40	15	25		40			40	39	4		25	27.96	4	8,000	
	484	85	19	66		85	10		85	85			66	32.19	1		
	485	139	27	112		139	12		139	137	1	1	109	31.42			
	486	156	27	128	1	156	13	5	155	155	8	6	128	24.37			
	487	9				9	4		9	9			80	30.66			
	488	93	9	82		92	21	16	91	84	4	1	80	26.51			
	489	81	16	64	1	80	1		80	79	4	3	60	28.30			
	490	45	7	37	1	45	3		44	44	1		36	38.80			
	492	15	1	14		15			15	15			14	38.57			
	493	13	1	12		13			13	13			11	22.66			
	494	63	8	55		63	4	3	63	63	7	4	55	25.52			
	495	74	8	66		74			74	74	8	2	66	29.78			
	497	145	7	137	1	145	2	2	144	144	3	3	135	31.51			
	498	100	12	85	3	98			97	96	10	3	83	42.68	2		
	499	81	10	71		80	13	3	81	80			70	35.35	2		
	500	69	9	58	2	68	10	1	67	67	2	2	57	33.15			
	501	101	2	97		98	14		99	96	1		94	32.55			
	502	48		48		47	25		48	47	3	1	47	32.93			
	517	8	4	3		8			7	7			2		2		
	2	PART IN BLOCK AREA A															
		6	10	6	3		10	4	2	9	9		3	41.66	1		
8		9	5	4		9	3	2	9	9		4	56.25	4	10,300		
10		89	40	49		87	9	8	89	89		5	25.08	23	9,078		
11		1				1			59	59		7	24.90	1			
13		60	3	56		59	4	4	59	59			8	30.25	4	8,000	
14		17	9	8		17			17	17		1	27.50	2			
16		18	6	12		18			18	18			8	10,900			
17		8	6	2		8			8	8			2	27.50	5	10,900	
18		73	47	26		72	2	1	73	73	1		22	28.31	34	8,252	
19		31	20	10		31	2		30	30			9	29.66	14	12,464	
27		11	7	4		11	1	1	11	11			4	21.50	5	8,100	
28		20	17	2		20			19	19			2	10.88	17	8,882	
29		8	8		1	8	1	1	8	8	1		8	8.93	7	8,937	
30		1				1			1	1					10	11,350	
32		10	10	8		10	6		10	10			8	40.25	12	10,183	
33		26	18			26	21		21	19			10	31.80	7	10,428	
34		21	11	10		21	14		14	14			3	22.66	8	10,437	
35		14	11	3		14	9	1	14	14			3	29.00	8	8,000	
36		9	5	4		9			9	9			20	34.45	23	10,391	
37	52	31	20		52			51	49			20	34.45	23	10,391		
38	18	7	11		17			18	18			10	29.30	4	8,125		
39	11	10	1		11	5		11	11			2	8.00	2	8,000		
40	5	3	2		5			5	5			2		2			
42	12	5	6		11	4	3	11	11			6	20.50	3	9,433		
43	15	4	11		15	2	2	15	15			9	24.00	3	6,166		
44	4	1	3		4			4	4			3	35.00	1			
45	50	15	35		50	5	2	50	50		3	35	28.00	7	12,428		

¹For renter - occupied dwelling units and vacant nonseasonal not dilapidated units, for rent.
²For owner - occupied dwelling units and vacant nonseasonal not dilapidated units, for sale only.

HOUSING—BLOCK STATISTICS

Table 3.—CHARACTERISTICS OF HOUSING FOR WARDS, BY BLOCKS: 1950—Con.

Ward	Block	All dwelling units by occupancy and tenure					All dwelling units by condition and plumbing facilities			Occupied dwelling units			Contract monthly rent ¹		Value ² of one-dwelling-unit structures		
		Total	Owner occupied	Renter occupied	Vacant non-seasonal not dilap., for rent or sale	Other vacant and non-resident	Number reporting	No private bath or dilap.	No running water or dilap.	Total	Persons per room		Occupied by non-white	Number reporting	Average monthly rent (dollars)	Number reporting	Average value (dollars)
											Number reporting	1.51 or more					
2	49	8	5	3		7			8				2		4	10,625	
	50	15	7	8		15			15				3	32.00	5	7,333	
	51	34	8	25		33	1		33				2	26.22	5	8,600	
	52	21	8	13		21			20				1	29.66	2		
	53	16	11	4		16		1	15		1		4	36.75	2	9,875	
	54	1															
	56	8	8			8			8						8	11,687	
	57	9	8	1		9			9				1		7	12,571	
	58	16	9	6		16		1	15				6	26.33	7	8,814	
	59	2															
	60	17	15	2		17			17				2		13	10,461	
	61	13	6	7		13			13		1		7	36.28	2		
	62	13	9	4		13			13				4	35.75	6	11,250	
	63	25	18	7		25			25				7	49.28	4	11,230	
	64	9	9			9			9				4		9	10,444	
	65	6	4	2		6			6				2		3	11,666	
	66	11	10			11		1	10				2		10	12,550	
	67	15	13	1		15		1	14				1		12	14,558	
	68	9	9			9			9						8	17,125	
	69	12	12			12			12						12	16,583	
	70	12	12			12			12						12	22,791	
	71	12	12			12			12						11	19,454	
	72	27	24	3		27			27				2		19	13,747	
	73	19	18	1		19			19				1		17	15,735	
	74	8	7	1		8			8				1		6	12,916	
	75	5	5			5			5						5	12,200	
	76	3	3			3			3						2	9,333	
	77	6	6			6			6						3	8,666	
	81	8	8		1	8			7				3	31.66	3	16,833	
	82	10	4	3		10			10				2		6	11,868	
	83	21	20	1		21			21				3	42.66	19	12,500	
	84	10	7	3		10			10				1		4	12,500	
	85	12	12			12			12						12	15,333	
	86	24	15	9		24			24				9	56.44	9	14,555	
	87	17	16		1	17			16						16	21,656	
	88	28	22	5		28		1	27				5	61.80	16	15,562	
	89	21	21			21			21						16	21,656	
	91	28	24	2		28		2	26				2		20	8,900	
	92	35	27	6	1	35			33		1		2	22.14	24	9,633	
	93	11	10	1		11			11				7		27	9,296	
	94	9	8		1	9			8				1		8	9,687	
	95	5	3	2		5			5						1	2	
	96	10	7	3		10			10		1		2		1	2	
	97	4	1	3		4			4						1	2	
	98	10	8	2		10		1	10		1		2	33.66	4	10,750	
	99	2				2			2						1	4	
	100	3	3			3			3						3	9,333	
	101	3	3			3			3		2				1		
	102	2				2			2						1		
	103	2				2			2						1		
	105	6	6			6			6			1			4	11,000	
	106	3	2	1		3			3		1		1		1		
	107	1				1			1						1		
	108	7	4	3		7			7				3	21.66	1		
	109	6	1	5		6			6				5	26.40	1		
	110	1	1			1			1						1		
	112	3	2	1		3			3						2		
	113	8	4	3		8		1	8				2		27	10,240	
	137	7	2	4		7		1	6		3		3	28.25	4	11,000	
	138	6	5	1		6		1	6				4	26.25	1		
	139	22	9	13		22			22				1		13	25.76	
	140	12	10	1		12		1	11				1		4	10,250	
	141	12	9	3		12			12		1		2		9	11,833	
	142	5	5			5			5						5	9,700	
	143	8	4	4		8			8				1		5	10,000	
	144	1				1			1						1		
	145	2				2			2						1		
	146	5	4	1		5			5				1		3	5,166	
	147	3	2	1		3			3				1		1		
	148	6	6			6			6						4	8,625	
	149	43	24	19		42			43				19	47.10	5	11,000	
	150	9	9			9			9						9	9,277	
	151	21	20	1		20			21		2				19	14,363	
	152	35	32	3		35			35				3	50.00	29	11,386	
	153	22	22			22			22						20	12,975	
	154	10	10			10			10			1			10	15,050	
	155	8	8			8			8						8	14,562	
	156	5	4	1		5			5						3	16,000	
	157	14	9	5		14			14				1		7	15,000	
	158	11	9	2		11			11				2	56.00	8	13,875	
	159	12	8	4		12			12				4	54.25	7	11,285	
	160	3	3			3			3						3	14,000	
	161	46	38	8		46			46				7	45.57	33	12,212	
	162	17	13	3	1	16			16				3	40.33	14	12,500	
	163	17	17			17			17				1		15	12,166	
	164	23	15	7		23			23				3		11	14,363	
	165	13	12	1		13			13				1	51.85	12	17,416	

¹For renter - occupied dwelling units and vacant nonseasonal not dilapidated units, for rent.
²For owner - occupied dwelling units and vacant nonseasonal not dilapidated units, for sale only.

WATERBURY, CONN.

Table 3.—CHARACTERISTICS OF HOUSING FOR WARDS, BY BLOCKS: 1950—Con.

Ward	Block	All dwelling units by occupancy and tenure					All dwelling units by condition and plumbing facilities			Occupied dwelling units			Contract monthly rent ¹		Value ² of one-dwelling-unit structures		
		Total	Owner occupied	Renter occupied	Vacant non-seasonal not dilap., for rent or sale	Other vacant and non-resident	Number reporting	No private bath or dilap.	No running water or dilap.	Total	Persons per room		Occupied by non-white	Number reporting	Average monthly rent (dollars)	Number reporting	Average value (dollars)
											Number reporting	1.51 or more					
2	166	7	7			7			7	7					7	13,642	
	167	15	13	2		15			15	15			2		10	15,600	
	168	11	10	1		11			11	11			1		9	14,222	
	183	17	13	3		17			16	16			3	52.33	13	15,384	
	184	17	16	1		17			17	17			1		15	16,533	
	185	9	5	4		9			9	9			4	57.50	1		
	187	15	10	3	1	15			13	13			3	57.33	3	16,833	
	188	28	18	10		28	2	1	28	25	1		10	49.20	14	11,500	
	190	1															
	191	15	13	1	1	15			14	14			1		13	21,769	
	192	7	6			6			6	6					6	22,500	
	193	9	4	5		9			9	9			5	68.60	4	19,000	
	194	20	14	6		20			20	20			5	57.66	12	19,833	
	195	60	22	38		58	2		60	59	2		32	38.07	11	10,700	
	196	20	13	7		20			20	20			9	52.85	11	14,909	
	197	24	11	10	2	24			21	21			9	60.44	8	18,375	
	198	33	29	3		33			32	32			3	28.33	23	20,434	
	200	33	21	11		33			32	32			9	52.11	17	17,264	
	201	17	14	3		17			17	17			3	71.00	12	21,583	
	202	7	7			7			7	7					6	24,166	
	203	119	54	62		117	1		116	116			60	33.83	21	16,880	
	204	27	19	8		27			27	27			8	53.50	15	16,000	
	205	21	14	7		21			21	21			7	45.00	13	16,692	
	206	9	5	4		9			9	9			4	57.00	1		
	207	35	18	17		33			35	34			17	41.05	8	16,625	
	208	92	52	37	2	90			89	88			32	46.81	31	15,677	
	209	18	18		1	18			18	18			4	42.00	18	16,166	
	210	8	4	4		8			8	8					1		
	211	7	4	2	1	7			6	6			3	46.66	3		
	212	24	16	8		24			24	24			8	35.37	12	16,166	
	213	19	17	2		19			19	19			2		16	17,312	
	214	15	12	3		15			15	15			2		7	17,142	
	215	2															
	217	11	10	1		11			11	11			1		8	14,375	
	218	6	5	1		6			6	6					4	12,500	
	219	12	12			11			12	11					11	10,272	
	220	17	9	8		17			17	17		1	8	35.75	6	11,500	
	221	10	8	2		10	1	1	10	10			2		8	8,812	
	222	11	8	3		11			11	11			3	28.00	6	10,333	
	223	19	15	3		19	1	1	18	17			3	31.33	9	11,444	
	224	35	20	15		35	5	5	35	35			14	31.71	7	8,625	
	225	14	17	14		31	1		31	31	1		14	82.14	8	8,214	
	226	5	3	2		5			5	5			1		1		
	227	3	3			3			3	3					3	8,666	
	228	64	18	46		64	11		64	64			46	23.69	4	8,000	
	229	24	13	11		23			24	24		2	11	35.27	4	9,000	
	230	23	13	10		23			23	23			10	32.40	5	10,500	
	231	29	11	18		29	3		29	29		1	15	31.06	3	10,333	
	232	27	20	7		27			27	27			7	28.85	14	10,178	
	233	6	4		2	6			4	4					2		
	234	1				5			5	5			1		2		
	235	5	4	1		5			5	5			9	32.44			
	236	15	5	9		15			14	14		1	28	26.57	17	7,823	
	237	65	34	29		65	6	2	63	63		1	17	22.50	11	6,772	
	238	37	20	17		37	4		37	37			10	24.50	3	13,000	
	239	20	10	10		19			20	20			10	22.00	4	6,250	
	240	22	12	10		22	9	1	22	22		2	10	21.45	5	6,800	
	241	109	26	83		105	39	30	109	107		39	77	30.69	6	8,916	
	242	74	18	55		74	25	17	73	73		4	52	37.83	1		
	243	51	19	32		50	1	1	51	51			30				
	244	37	12	25		37			37	37		1	6	42.91	4	29,750	
	245	7	5	2		7			7	7			2		4	33,250	
	246	21	7	14		21			21	21			13	45.84	1		
	247	11	4	7		11			11	11			2	90.33			
	248	6	4	2		6			6	6			2		3	25,000	
	249	16	11	5		16	3		16	16		2	5	63.20	5	14,100	
	250	64	18	46		64			64	64			45	31.77	1		
	251	98	22	76		97			98	97		2	76	38.76	6	11,833	
	252	55	15	38	2	55			53	52		1	40	60.27	3	29,833	
	259	44	19	25		43	1	3	44	44			25	62.24	10	16,400	
	261	19	3	13	3	19			16	16			16	69.75	1		
	262	37	9	28		37	16		37	37		8	27	56.14	3	13,666	
	263	33	9	23	1	33			32	32			24	49.00	3	13,000	
	264	54	17	34	3	52	1	1	51	49		1	35	46.57	4	14,750	
	265	19	10	8		19			18	18			8	102.50	9	42,777	
	266	33	9	22	1	33			33	30			23	52.43	1		
	267	34	15	18		34			33	33			17	39.17	7	15,857	
	268	80	10	69	1	80			79	79		1	67	58.83	6	18,000	
	269	91	19	72		85	23		91	90			70	47.90	9	21,777	
	270	81	22	58	1	81	5	2	80	79		1	55	35.05	4	9,125	
	271	57	14	43		56	3		57	56		1	10	29.61	1		
	272	40	9	31		40			40	40			30	32.43	3		
	273	54	9	43	1	54			52	52			43	26.65	5	12,800	
	274	70	11	59		69			70	70		4	21	24.67	1		
	275	23	5	18		23			23	23			12	26.55			
	276	85	22	63		75	16	13	85	82		3	7	30.25	2		
	277	42	10	32		42	19		42	42		1	15	21.96	3		
	278	32	7	24		32	7		31	31		1	14	21.45	3	14,833	

¹For renter - occupied dwelling units and vacant nonseasonal not dilapidated units, for rent.
²For owner - occupied dwelling units and vacant nonseasonal not dilapidated units, for sale only.

HOUSING—BLOCK STATISTICS

Table 3.—CHARACTERISTICS OF HOUSING FOR WARDS, BY BLOCKS: 1950—Con.

Ward	Block	All dwelling units by occupancy and tenure					All dwelling units by condition and plumbing facilities			Occupied dwelling units			Contract monthly rent ¹		Value ² of one-dwelling-unit structures	
		Total	Owner occupied	Renter occupied	Vacant non-seasonal not dilap., for rent or sale	Other vacant and non-resident	Number reporting	No private bath or dilap.	No running water or dilap.	Total	Persons per room		Number reporting	Average monthly rent (dollars)	Number reporting	Average value (dollars)
											Number reporting	1.51 or more				
2	279	22	9	13		21	7	2	22	22		12	27.50	4	7,425	
	280	36	14	21	1	36			35	35	2	22	22.27	8	6,125	
	281	30	10	20		30	3		30	30		20	26.95	5	6,800	
	282	70	22	47	13	70	3	1	69	69	1	47	26.36	3	12,333	
	283	105	18	74	1	104	11		92	92	8	86	31.47	2		
	284	99	19	77	1	97	17	14	96	94	2	76	31.38	1		
	285	209	17	189		206	52	22	206	205	10	43	28.63	1		
	287	2														
	288	111	14	96		111	7		110	110	2	1	26.73	4	7,750	
	289	48	8	40		47	5		48	48	2	3	24.05			
	290	73	19	54		71			73	73	1		25.09	1		
	291	63	29	34		60	2	1	63	63			34	24.00	13	8,461
	292	24	6	18		23			24	24			18	28.83		
	293	90	12	78		86			90	88	1		72	25.12	1	
	294	70	19	51		68	3	2	70	68			47	29.80	2	
	295	27	16	11		27			27	27	1		11	28.27	7	12,000
	296	21	13	8		21			21	21			8	28.75	3	11,666
	297	15	7	8		15			15	15			8	32.37	1	
	496	153	12	137	4	153	25		149	149	5	1	138	35.48		
	503	151	20	131		146	30		151	149	6		124	40.54	5	15,000
504	14	2	12		14			14	14			10	58.80	2		
505	175	20	153		174	4		173	173	1	1	148	54.16	9	28,333	
507	65	4	61		65	5		65	65			58	47.46	1		
508	35	11	24		35			35	35	1		21	40.95	5	22,600	
509	133	11	121	1	126	4	3	132	131	2		111	43.53	3	27,333	
510	54	4	50		47			54	50	1		47	48.14			
2	PART IN BLOCK AREA B															
	1	2														
	4	4	4			4			4	4				4	10,750	
	7	3	3			3			3	3				3	10,000	
	8	9	7	2		9	1		9	9				2	8,300	
	9	260	10	158	92	259	1	1	168	168	1		250	51.62	5	9,000
	10	20		20		20			20	20			19	49.47	8	
	11	8	8			8			8	8					8	8,637
	12	15	13	2		15			15	15					12	11,291
	13	15	6	7	2	15			13	13				9	32.22	
	14	17	6	9	2	17			15	15			11	28.27	3	10,000
	15	5	5			5	1	1	5	5					5	9,460
	16	9	7	2		9			9	9			2		7	9,442
	17	10	10			10			10	10					10	10,100
	18	8	8			8			8	8					8	9,187
	19	9	9			9			9	9					9	8,722
	20	9	3	3		9			3	3					3	9,400
	21	1	7			7			7	7					7	11,671
	22	7	9			9			9	9					9	9,444
	23	9	6	1		9	2		7	7				1	5	9,300
	25	7				7			7	7						
	28	4	2	2		4			4	4				2		
	29	1				1			1	1						
	30	1				1			1	1						
	37	2				2			2	2						
39	14	7	7		14			14	14			7	27.57	7	7,285	
43	1				1			1	1							
3	PART IN BLOCK AREA A															
	49	1														
	78	59	22	34	1	2	58	1	1	56	55		34	41.55	6	9,333
	80	6	6			6			6	6					6	16,500
	169	12	11			12	1		11	11					11	17,909
	170	17	17			17			17	16					17	16,735
	171	81	2			16			14	14					11	12,545
	172	20	52			80	3		80	80			2		6	12,083
	173	79	56			79			76	76			53	42.00		
	174	88	26			88			88	88			57	39.98		
	175	106	25	80	1	106	2		88	88			61	36.73	2	
	176	107	29	75	1	105	1		104	101			75	44.12	4	12,250
	177	115	27	88		114	1		115	112			85	40.51	3	11,000
	178	52	22	28		52			50	50			28	39.07	5	15,800
	179	2				2			2	2						
	180	2				2			2	2						
	181	18	16	2		18			18	18	1				15	20,866
	182	8	8			8			8	8			2		9	20,666
	252	49	14	34	1	49			48	48					5	12,100
	253	38	16	20	1	38			36	36	1		33	37.30	4	11,000
	254	40	11	28		39	2	1	39	36			20	34.95	5	
	255	77	22	53	2	76	5	1	75	73			28	34.07	4	
	256	51	18	33		51			51	51	1		50	33.20	4	11,500
	257	88	19	69		88			87	88			68	39.57	5	15,400
	258	71	26	45		71	4		71	71	1		44	54.17	4	15,500
511	146	18	126	2	143	23	16	144	144	6		125	47.40	4	15,875	
512	69	17	51	1	64	8		68	68	1		26	31.40	6	15,000	
513	32	2	26		32	10		28	28	2		26	35.96			
514	62	12	49	1	62	3		61	61			49	24.55	3	7,333	
516	31	1	30		30	13	6	31	30	7	26	27	22.66			
518	9		9		9			9	9			9	31.66			
519	22		22		22	2		22	22			22	24.27			
520	58	1	56	1	58	31		57	57	9		57	36.63	1		

¹For renter-occupied dwelling units and vacant nonseasonal not dilapidated units, for rent.
²For owner-occupied dwelling units and vacant nonseasonal not dilapidated units, for sale only.

Table 3.—CHARACTERISTICS OF HOUSING FOR WARDS, BY BLOCKS: 1950—Con.

Ward	Block	All dwelling units by occupancy and tenure					All dwelling units by condition and plumbing facilities			Occupied dwelling units			Contract monthly rent ¹		Value ² of one-dwelling-unit structures				
		Total	Owner occupied	Renter occupied	Vacant non-seasonal not dilap., for rent or sale	Other vacant and non-resident	Number reporting	No private bath or dilap.	No running water or dilap.	Total	Persons per room		Number reporting	Average monthly rent (dollars)	Number reporting	Average value (dollars)			
											Number reporting	1.51 or more					Occupied by non-white		
3	521	43	1	41	1	6	43	12	42	42	1	42	43.85	3	40.000				
	523	42	8	27	1		42	2	35	35		25	38.84						
	525	1																	
	526	9		8			9		9	8	1	6	57.00						
	528	6	1	6			6	1	6	6		6	30.83						
	530	35		35			35	10	35	35	1	33	38.90						
	531	53		53			53	2	53	51		52	38.05						
	532	29	1	27	1		27	4	28	27	2	27	36.51						
	537	85	7	76	1	1	83	10	83	81	2	71	35.64						
	3	PART IN BLOCK AREA B																	
		34	7	1	5		1	6	3	6	6		5			21.20	1		
		46	2																
48		5	1	4			5		5	5		4	37.00						
49		3	1	2			3	1	3	3		2							
50		5	4	1			5		5	5		1		3	10.000				
51		7	5	2			7		7	7		2		4	10.375				
52		25	17	7	1		25	1	24	24	1	7	29.57	14	8.492				
53		17	14	3			17	1	17	17		3	24.00	10	9.500				
54		19	12	6	1		19		18	18		7	29.85	7	10.000				
55		10	7	3			10	2	10	10		1		6	12.333				
56		3	2		1		3		2	2				3	9.666				
58		3	2	1			3		3	3		1		1	11.000				
60		7	6	1			7		7	7		1		5	11.000				
61		15	11	4			15		15	15		4	42.50	8	14.250				
64		4	4				4		4	4		4		4	11.500				
69		3	1	2			3		3	3		2		2					
70		15	9	6			15	2	15	15		6	26.00	2					
71		3	2	1			3		3	3		1		1					
72		3	3				3		3	3				3	9.833				
73		4	4				4		4	4		4		4	12.375				
74		26	25	1			26		26	25		1		19	11.815				
76		7	5	2			7		6	7		2		3	6.500				
77		4	4				4		4	4				4	5.625				
78		1					1		1	1									
83		13	12	1			13		13	13		1		12	18.708				
84		150	123	24	3		150		147	145		23	43.73	117	13.935				
86		14	13	1			14		14	14		1		13	17.461				
87		14	10	3	1		14		13	12		3	18.00	11	13.500				
88		8	8				8		8	8				8	13.312				
89		4	4				4		4	4				3	9.333				
90		2					2		2	2				2					
91		3	3				3		3	3				3	12.833				
92		6	6	4			6		6	6	1	3	32.66						
93		2	2				2		2	2				2					
95		12	7	5			12		12	12		5	35.80	11	12.954				
96		12	11	1			12	1	11	11				14	11.928				
97		14	14				14		14	14				8	12.187				
98		8	8				8		8	8				7	11.428				
99		8	8				8		8	8				6	11.166				
100		8	7	1			8		8	8		1							
101		23	23				23		23	22	1	23		23	11.086				
104		3	2	1		1	3		3	3		1		2					
105		10	9				10		9	8				9	12.333				
106		10	9		1		10		9	9		1		9	10.888				
107		10	9	1			10		9	9				9	11.366				
108		5	5				5		5	5				5	11.600				
109		4	4				4		4	4				4	11.875				
110		13	12	1			13		13	13		1		11	13.045				
111		4	4				4		4	4				4	14.250				
112	27	24	3			27		27	27		3	30.00	22	12.250					
113	9	8	1			9		9	9	1	1		8	11.562					
114	3	3				3		3	3				3	19.666					
115	2					2		2	2				2						
116	6	5	3			6		4	4		3	8.400	4	18.750					
117	4	4				4		4	4				4	17.000					
120	12	12				12		12	12				12	14.833					
121	15	15				15		15	15				15	14.000					
122	32	31	1			32		32	32				30	16.550					
124	20	19	1			20		20	20		1		18	16.972					
125	20	19	1			20		20	20		1		18	17.555					
126	21	19	1	1		21		20	20		1		16	14.125					
127	26	17	9			26		26	26		9	57.33	16	14.000					
128	14	12	2			14	1	14	14	1	1		11	14.181					
129	19	14	5			19		19	19		5	60.00	10	13.400					
130	11	8	3			11		11	11		3	46.66	5	11.600					
131	40	22	18			37		40	40		18	39.50	16	11.812					
132	18	10	7	1		17		17	17		7	59.85	4	10.250					
133	37	20	17			34	1	37	37	1	16	34.06	15	11.400					
134	3	1	1			3		3	3		1		1						
135	87	31	55	1		79	4	86	84		54	35.62	10	11.100					
136	4	3	1			4		4	4		1		2						
137	24	20	4			24		24	24		4	43.00	15	9.980					
138	9	5	4			9		9	9		4	33.25	4	10.625					
139	34	7	4			34		34	34		7	47.57	21	10.190					
140	36	19	16		1	35		35	35		16	34.75	12	11.458					
141	8	8				8		8	8				8	9.075					

¹For renter - occupied dwelling units and vacant nonseasonal not dilapidated units, for rent.
²For owner - occupied dwelling units and vacant nonseasonal not dilapidated units, for sale only.

HOUSING—BLOCK STATISTICS

Table 3.—CHARACTERISTICS OF HOUSING FOR WARDS, BY BLOCKS: 1950—Con.

Ward	Block	All dwelling units by occupancy and tenure					All dwelling units by condition and plumbing facilities			Occupied dwelling units			Contract monthly rent ¹		Value ² of one-dwelling-unit structures	
		Total	Owner occupied	Renter occupied	Vacant non-seasonal not dilap. for rent or sale	Other vacant and non-resident	Number reporting	No private bath or dilap.	No running water or dilap.	Total	Persons per room		Number reporting	Average monthly rent (dollars)	Number reporting	Average value (dollars)
											Number reporting	1.51 or more				
3	142	13	8	5		13			13	13		5	30.40	2		
	143	13	6	7		13			13	13		7	32.00	4	10.125	
	144	29	15	13		29		1	28	28		13	47.84	12	11.625	
	145	14	14			14			14	14				12	13.000	
	146	14	11	2		13			13	13		2		9	14.555	
	147	12	11			11			11	11				11	12.272	
	148	26	22	3		25			25	25		2		22	15.227	
	149	14	13	1		14			14	14				13	16.192	
	150	2														
	151	21	21			21			21	21				19	12.631	
	152	12	12			12			12	12				12	14.583	
	153	10	10			10			10	9				10	15.500	
	154	13		1		13			13	12		1		9	10.777	
	155	16	16			16			16	16				16	11.125	
	156	11	11			11			11	11				11	13.590	
	157	8	6	2		8			8	8		2		5	9.460	
	158	45	32	15		42	1	1	45	42		2	33.50	29	10.817	
	159	10	9	1		10			10	10		12		8	12.475	
	161	2														
	162	2														
	163	145	46	97	2	143	3		143	143	1	1	97	30.922	7	9.142
	164	67	21	46		67	3		67	67	2		46	29.25	5	10.600
	165	20	8	12		20			20	19			11	30.36	2	
	166	14	4	10		14			14	14			10	26.40		
	167	2														
	168	18	7	11		18	1		18	18			10	41.30	2	
	169	7	4	3		7			7	7			3	29.00	3	12.333
	170	18	6	12		18			18	17		1	11	33.09		
	171	20	7	13		20	1	1	20	20			13	36.07	1	
	172	48	30	18		48			48	48	1		18	38.27	18	9.066
	173	49	16	33		49			49	48			31	36.00	2	
	174	15	7	7		15		1	14	14			7	29.66	1	
	175	16	9	7		16			16	16			7	34.28	4	
	176	21	10	11		21			21	21			11	40.45	4	11.000
	177	30	18	11	1	30			29	29			11	40.45	7	14.571
	178	73	29	43	1	73			72	72	1	1	44	35.63	9	11.777
	179	12	10	2		12			12	12			4	34.75	4	12.500
	180	15	3	12		15			15	15			12	54.75		
	181	83	21	61	1	81	8	1	82	80	5	2	61	25.93	3	9.000
	182	20	4	16		20			20	20	1		16	30.75		
	183	87	13	71	3	87	34	11	84	84	5		70	21.52	1	
	184	22	9	13		22	1		22	22			12	26.66	6	10.333
	185	6	6			6			6	6			6		6	14.333
	186	35	10	25		35	1	1	35	35			25	30.96		
	189	20	11	9		20			20	20			7	34.71	8	9.450
	189	10	7	3		10			10	10			3	41.00	5	13.400
	190	21	14	7		21			21	21			7	37.85	11	12.818
	191	2														
	192	16	12	4		16			16	15			2		11	8.727
	193	5	5			5	1	1	5	5	1			5	7.800	
	194	3	2	1		3			3	3						
	195	1				1									1	
	196	16	8	8		16			16	15			8	32.37	5	9.600
	197	41	22	19		41			41	40			19	40.47	8	11.875
	198	5	4	1		5			5	5			1		3	8.000
	199	14	9	5		14			14	14			5	30.60	7	9.500
	200	24	13	11		24			24	24			10	30.90	5	14.800
	202	12	8	3		12			12	11			3	60.00	7	16.428
	203	14	13		1	14			13	13				14	15.642	
	204	5	4	1		5			5	5			1		4	12.125
	205	14	13	1		14			14	14			1		12	12.600
	206	39	33	6		39			39	39			4	32.50	30	12.800
	207	13	11	2		12			13	12				10	10.900	
	208	6	6			6			6	6				6	15.166	
	209	11	10	1		11	1		11	11	1			9	8.444	
	212	1				1										
	213	1				1										
	214	1				1										
	215	3	2	1		3			3	3			1		2	
	216	7	5	2		7			7	7			2		3	9.833
	217	20	17	3		20			20	20			3	50.66	14	10.607
	218	3	3			3			3	3				3	8.500	
	220	1				1										
	221	4	3		1	4			4	4				4	7.125	
	231	2				2			2	2						
	232	2				2			2	2						
	233	4	4			4			4	4				4	10.750	
	234	4	4			4			4	4				4	10.750	
	236	3	3			3			3	3				3	17.333	
	240	3	3	2		3			3	3				3	43.333	
	241	12	10	2		12			12	11			.1		3	
	242	2				2										
	243	3	3			3			3	3			1		9	11.833
	244	23	22	1		23			23	22				3	25.000	
	247	17	13	4		17		1	17	17			4	30.00	21	21.261
	248	64	45	18		64			64	63			4	31.47	12	27.291
	250	14	10	4		13			14	13			17	31.00	36	10.977
													4		9	13.488

¹For renter - occupied dwelling units and vacant nonseasonal not dilapidated units, for rent.
²For owner - occupied dwelling units and vacant nonseasonal not dilapidated units, for sale only.

Table 3.—CHARACTERISTICS OF HOUSING FOR WARDS, BY BLOCKS: 1950—Con.

Ward	Block	All dwelling units by occupancy and tenure					All dwelling units by condition and plumbing facilities			Occupied dwelling units			Contract monthly rent ¹		Value ² of one-dwelling-unit structures		
		Total	Owner occupied	Renter occupied	Vacant non-seasonal not dilap., for rent or sale	Other vacant and non-resident	Number reporting	No private bath or dilap.	No running water or dilap.	Total	Persons per room		Occupied by non-white	Number reporting	Average monthly rent (dollars)	Number reporting	Average value (dollars)
											Number reporting	1.51 or more					
3	252	27	10	17					27	27			17	3 482	5	14 100	
	253	12	6	5	1				11	11			4	2 550	4	11 375	
	254	31	14	14	3				30	28			17	6 552	5	11 900	
	255	24	15	9					24	24			9	2 644	7	11 071	
	256	38	27	10	1				38	37			11	3 890	18	14 500	
	257	38	24	14					38	38			14	3 885	16	12 343	
	258	38	24	14					38	38			11	3 423	9	13 888	
	259	55	35	20					52	52			26	6 779	13	10 346	
	260	120	39	80	1				122	119	141		80	2 636	1		
	261	41	12	29					40	41	119		28	2 382	1		
	263	14	2	12					14	14			11	2 309			
	264	53	12	41					53	53			41	2 502			
	265	133	28	104	1				133	132			100	2 056	1		
	266	99	17	72					99	89			4	2 800	1		
	268	38	11	25					38	36		4	1	2 072	2		
	269	47	12	33	1	1			47	45			2	2 161	1		
	270	80	10	70					80	80	5		2	2 111			
	271	82	11	71					82	82	4		3	2 075	1		
	283	79	8	71					79	79			4	2 033			
	284	125	30	93					123	123			5	2 160	3	8 566	
	311	49	18	31					49	49			1	2 448	3	8 133	
	312	52	20	32					52	52	1		1	2 859	3	7 066	
	313	19	9	10					19	19				10	4	6 875	
	314	32	14	17	1				31	31				17	5	10 600	
	315	34	16	17	1				34	33				17	3	11 333	
	316	42	10	32					41	42			31	3 132	2		
	317	14	6	8					14	14			8	3 087			
	318	8	4	4					8	8			4	2 700	1		
	319	7	4	3					7	7			3	2 533	1		
	320	7	4	3	1				7	6			3	3 700	2		
	321	31	10	21					31	30			1	2 295	1		
	322	21	10	11					21	21			11	2 672	4	7 875	
	323	21	12	9					21	21			3	2 277	8	10 187	
	324	26	14	12					26	26			12	3 100	7	11 600	
	325	10	8	2					10	10			2	2 600	7	10 142	
	326	15	11	4					15	15			2	2 580	4	9 000	
	327	12	4	8					12	12			5	2 083	1		
	328	10	4	6					10	10			6	2 970	4	11 500	
	329	23	11	12					23	23			1	2 418	3	10 000	
	330	18	7	11					18	18			1	2 418	3	10 000	
	331	14	8	6					13	14			5	2 520	4	8 250	
	332	5	2	3					5	5			1	3 000	1	8 750	
	355	15	8	7					15	15			7	3 440	4	8 000	
	356	12	7	5					12	12			5	2 580	7	8 500	
	357	7	7						7	7				2 580	13	8 730	
358	31	16	5					21	21			5	2 633	22	8 568		
359	14	31	13					44	44			12	2 955	6	12 166		
360	7	6	1					7	7			9	2 955	11	9 863		
361	29	20	9					29	29			7	2 314	7	12 000		
362	18	11	7					17	18				9 241	7	9 428		
363	25	12	13					25	25			3	3 531	18	11 361		
364	67	35	30	2				65	65			2	3 916	5	13 600		
365	19	11	6					19	17			6	3 291	18	16 861		
366	39	27	12					39	38			12	2 600	15	8 766		
367	20	17	3					20	20			1	2 600	2			
368	11	7	4					11	11			1	2 233	3	5 666		
369	8	5	3					8	8			3	2 233	6	6 333		
370	7	6						7	7					4	9 000		
371	4	4						4	4					6	8 250		
372	7	6	1					7	7								
386	6	4	2					6	6					4	8 750		
387	1							1	1								
388	2							2	2								
4	PART IN BLOCK AREA A																
	533	55	5	54	1				54	54			1	55	37 47		
	534	88	5	82					87	86			1	83	24 19		
	535	22	2	20					22	22			12	20	20 15		
	536	144	5	135	4				143	139			12	136	24 05		
	539	67	7	57	2				64	64			9	58	29 89		
	540	28	3	25		1			28	27			1	25	27 40		
	541	23	7	17					23	23				17	24 88		
	542	104	15	89					104	104			1	89	22 91		
	543	6	1	5					6	6				5	24 60		
	544	58	9	47					56	56			1	47	25 40		
	545	43	11	31					39	42				31	22 16		
	546	70	6	64					70	70				63	26 46		
	547	92	2	89					91	90				68	26 33		
	548	46	9	35					46	44				37	25 70	1	
	549	58	13	43					58	56				44	27 27	6	
	550	115	30	103					115	112				103	29 86	1	
	554	82	10	72					82	81				60	26 25	4	
	564	18	11	7					18	17				11	19 90		
	565	39	26	13					39	39				36	19 97		
566	201	9	192					201	199				165	2 123	6		
571	201	33	166	2				201	199				165	2 123	1		
572	61	7	52	2				61	59				54	23 96	3		

¹For renter - occupied dwelling units and vacant nonseasonal not dilapidated units, for rent.
²For owner - occupied dwelling units and vacant nonseasonal not dilapidated units, for sale only.

Table 3.—CHARACTERISTICS OF HOUSING FOR WARDS, BY BLOCKS: 1950—Con.

Ward	Block	All dwelling units by occupancy and tenure				All dwelling units by condition and plumbing facilities			Occupied dwelling units			Contract monthly rent ¹		Value ² of one-dwelling-unit structures			
		Total	Owner occupied	Renter occupied	Vacant non-seasonal not dilap., for rent or sale	Other vacant and non-resident	Number reporting	No private bath or dilap.	No running water or dilap.	Total	Persons per room		Number reporting	Average monthly rent (dollars)	Number reporting	Average value (dollars)	
											Number reporting	1.51 or more					Occupied by non-white
4	345	1							5	5	1			5	7 800		
	346	5							5					10	7 850		
	348	14	11			1			13	13	1			11	8 181		
	349	24	13	11				2	24	24	1		11	3 290	3	9 666	
	350	8	5	3					8	8				3	9 666		
	351	13	10	2		1			12	12				8	8 875		
	352	6	3	3					6	6				2	7 666		
	353	9	6	3					9	9				3	8 750		
	354	16	9	7					16	16				4	7 666		
	373	12	12						11	11				10	10 050		
	374	22	20	1		1			21	21	1			19	9 552		
	375	7	7						7	7				7	9 214		
	376	7	5			2			5	5				5	11 300		
	377	14	11	1		2			12	12	1			11	10 636		
	379	2							7	7				7	10 571		
	380	7	7						7	7				11	9 700		
	381	17	13	4				1	17	17	2			6	8 083		
	382	7	7						7	7				6	8 083		
	383	12	10	2				1	12	12				8	8 775		
	384	1															
	385	15	9	6				1	15	15			5	23 80	6	8 450	
	5	340	18	14	4				18	18			4	37 00	12	9 250	
		341	12	10	2				12	12	1		1		9	11 277	
		342	3	3					3	3					3	9 700	
		343	14	12	1		1		14	13			1		11	10 909	
		344	10	10					10	10					10	9 900	
		345	9	9					9	9	1				7	10 928	
		347	4	3	1				4	4					2		
		349	1						10	10					1	9 000	
		355	10	8	2				10	10					1	9 933	
		356	17	15	2				17	17					15	9 933	
		358	9	68	20		3		91	88	2			18	2 633	48	7 741
		369	1														
		370	1						16	15	1			1		11	8 409
		376	16	13	2		1		7	7					2	10 250	
378		5	5					8	8					3	10 300		
379		5	5					8	8					5	10 300		
380		1	10	3				13	13					3	11 562		
381		2	20	3				23	23					3	10 088		
395		6	6					6	6					6	10 250		
396		5	4			1		5	4					3	8 333		
397		1															
398		2															
399		18	18					18	18						14	10 500	
400		18	17	1				18	18					1	10 468		
401		27	24	3				26	26					2	11 239		
402		18	8	10				18	18					10	11 239		
403		19	11	8				19	19					8	1 537 5		
404		9	8	1				9	9					1	9 642		
405		2												8	9 825		
406		45	30	15				45	45	1			15	3 193	27	8 311	
407		5	5					5	5						5	8 540	
408		14	14					14	14						14	8 678	
409		2															
410		13	13					13	13						12	9 625	
411		50	48	1		1		50	49	1				48	8 977		
412	5	5					5	5					5	8 700			
413	19	19					19	19					19	9 000			
415	5	5					5	5					3	10 800			
416	5	4	1				5	5					1	11 333			
417	21	7	10		4		20	10	10			10	35 00	5	19 300		
427	9	6	3				9	9					2	8 750			
428	17	10	6		1		17	16	2				2	15 833			
429	17	15	2				17	17					3	10 964			
430	3	3					3	3									
431	25	18	7				25	25					7	11 046			
432	40	40					40	40					1				
433	29	29					29	29					40	3 287			
434	108	26	81		1		107	107					29	3 262			
435	169	56	113				169	169	2				81	3 222			
436	6	3	3				6	6					108	28 59			
437	58	24	32		2		57	56					3	25 36			
438	19	7	12				19	19					12	8 666			
439	12	10	2				12	12					2	10 500			
440	38	27	11				38	38					20	10 450			
444	21	7	14				20	21					11	25 18			
454	116	47	69				116	114	2				14	28 71			
455	63	12	51				63	63					68	24 77			
456	16	7	8				16	15					51	22 98			
517	84	4	80		1		83	83					8	28 75			
551	112	3	107		2		107	107	1				79	27 53			
552													108	22 46			
553	24		23		1		23	22					22	3 122			
554	31		31				31	31					29	25 41			
555	10		10				10	10					10	29 60			

¹For renter - occupied dwelling units and vacant nonseasonal not dilapidated units, for rent.
²For owner - occupied dwelling units and vacant nonseasonal not dilapidated units, for sale only.

HOUSING—BLOCK STATISTICS

Table 3.—CHARACTERISTICS OF HOUSING FOR WARDS, BY BLOCKS: 1950—Con.

Ward	Block	All dwelling units by occupancy and tenure					All dwelling units by condition and plumbing facilities			Occupied dwelling units			Contract monthly rent ¹		Value ² of one-dwelling-unit structures	
		Total	Owner occupied	Renter occupied	Vacant non-seasonal not dilap., for rent or sale	Other vacant and non-resident	Number reporting	No private bath or dilap.	No running water or dilap.	Total	Persons per room		Number reporting	Average monthly rent (dollars)	Number reporting	Average value (dollars)
											Number reporting	1.51 or more				
5	556	41	4	36		1	41	1	40	40	1	36	3230			
	557	26	4	22			26	4	26	26		22	2645			
	558	10	8	2		3	10	2	9	9	2	9	3763	1		
	559	1	1			1	1		1	1		1	2023			
	560	1	1			1	1		1	1		1	2620			
	561	16	2	13		1	16	3	16	15	3	13	2163	1		
	562	9	8	1			9	1	9	9		8	2074	3	6000	
	563	27	16	11	1		27	11	27	27	2	19	1673	2	10666	
	564	9	13	80	2	1	9	2	10	10	6	8	2237	2		
	565	107	25	80		2	104	25	105	104	3	76	2177	5	10600	
	566															
	567	34	13	20			34	3	33	33	4	19	2626	2		
	568	42	15	26	1	1	42	15	41	41	1	25	2376	5	8340	
	569	26	5	21			25	8	26	25	3	20	2405	1		
	570	1					1		1	1						
	571	84	25	57		2	80	21	82	80	4	56	2144	1		
	572	21	4	17			21	7	21	21		17	3394			
	573	35	13	22			35	2	35	35		22	2481	2		
	574	12	6	6			12		12	12	1	6	3300	3	7833	
	575	2					2		2	2						
	576	1					1		1	1						
	577	1					1		1	1						
	578	1					1		1	1						
	579	215	83	130		2	212	63	213	212	15	6	129	23	7934	
	580	37	9	27		1	37	17	36	36	4	6	26	4	13750	
	581	40	4	35		1	40	12	39	36		34	2394			
	582	71	14	56	1	1	71	7	70	70	3	57	2675	1		
	583	26	7	19			26	4	26	26		19	2963	1		
	584	78	27	51			69	5	78	78	1	49	3802	8	13000	
	585	30	14	16			30	2	30	30		15	3093	3	7833	
	586	34	21	13			34		34	34		13	3000	10	9150	
	587	21	11	10			21	1	21	21		9	3022	6	7833	
	588															
	589	63	27	36			59	6	63	62	1	36	3330	12	10541	
	590	75	23	51	1		74		74	73	2	52	3423	6	13916	
	591	50	40	10	1		50		50	50	1	8	3125	34	11117	
	592	101	29	71	1		101	1	100	100	3	72	3068	14	10178	
	593	42	30	11	1		42		41	41		11	3254	25	9744	
	594	40	15	25			40		40	38		24	4400	7	13142	
	595	40	24	16			40		40	40		16	4206	11	9545	
	596	77	36	41			75		77	77	1	40	3647	13	10115	
	597	33	17	16			33		33	33		16	3481	6	11166	
	598	31	17	14			31	1	31	31		14	3085	9	10055	
	599										1					
	600															
	601	38	21	17			38		38	38		17	3529	12	11875	
	602	34	26	7	1		34		33	33		6	5766	21	10071	
	603	19	15	4			19		19	19		4	3375	10	11150	
	604	1					1		1	1						
	605	58	30	27	1		56	1	57	57		26	3557	21	10833	
	606	22	3	19			22	1	22	22	3	19	2784	2		
	607	40	34	6			39		40	39		5	3620	29	9448	
	608	42	3	3			42		29	29		3	3400	23	10804	
	609	36	11	25			36		36	36		10	3650	19	11194	
	610	20	17	3			20	1	20	20		3	4100	14	9535	
	611															
	612	29	24	5			29		29	28		5	3220	21	11023	
	613	26	22	4			25		26	26	2	4	3350	17	11000	
	614	5	3	2			5		5	5		1		2		
	615	41	33	8			41		41	41		7	3500	26	11742	
	616	21	19	2			21	2	21	21		2		18	8805	
	617	144	119	25			144	3	144	144	4	24	3058	92	9501	
	618	7	7				7		7	7				7	12142	
	619	19	17	2			19		19	19		2		16	9375	
	620	3	3				3		3	3				3	11333	
	621															
	622	5	5				5		5	5				5	9620	
	623	17	14	2		1	17	3	16	16	1			4	5550	
	624	9	3	6			9		9	9		4	2350	13	10407	
	625	4	4				4		4	4			4075	2		
	626	23	16	5	1	1	23	3	21	21	1	5	2960	13	9230	
	627	18	15	3			18		18	18		1		12	10083	
	628	13	10	2			13		12	12		1		7	12142	
	629	49	23	25			49	2	48	48	1			12	10083	
	630	10	9	1			10		10	10		23	3508	10	10430	
	631													8	9125	
	632															
	633															
	634	1					1		1	1				7	11428	
	635	13	10	3			13	1	13	13		3	3166	7		
	636	18	12	6			18		18	18	1	6	3033	8	8175	
	637	7	4	3			7		7	7		3	2833	3	6666	
	638															
	639	18	18				18		18	18				17	9323	
	640	19	18	1			19		19	19	1	1		18	9416	
	641	19	13	6			19		19	19				7	9571	
	642	9	6	3			9		9	9	1	6	2516	5	9100	
	643	19	17	2			19		19	19		2	3800	16	20187	
	644															
	645	16	14	2			16		16	16		2		12	9791	
	646	16	12	4			16		16	16		4	3425	9	9833	
	647	25	19	6			25		25	25		6	3650	15	14200	
	648	19	18	1			19		19	18		5	3500	15	17800	
	649	51	47	4			51		51	51		4	3500	44	9986	
	650	23	15	8			23	1	23	22		7	2600	9	8688	

¹For renter - occupied dwelling units and vacant nonseasonal not dilapidated units, for rent.
²For owner - occupied dwelling units and vacant nonseasonal not dilapidated units, for sale only.

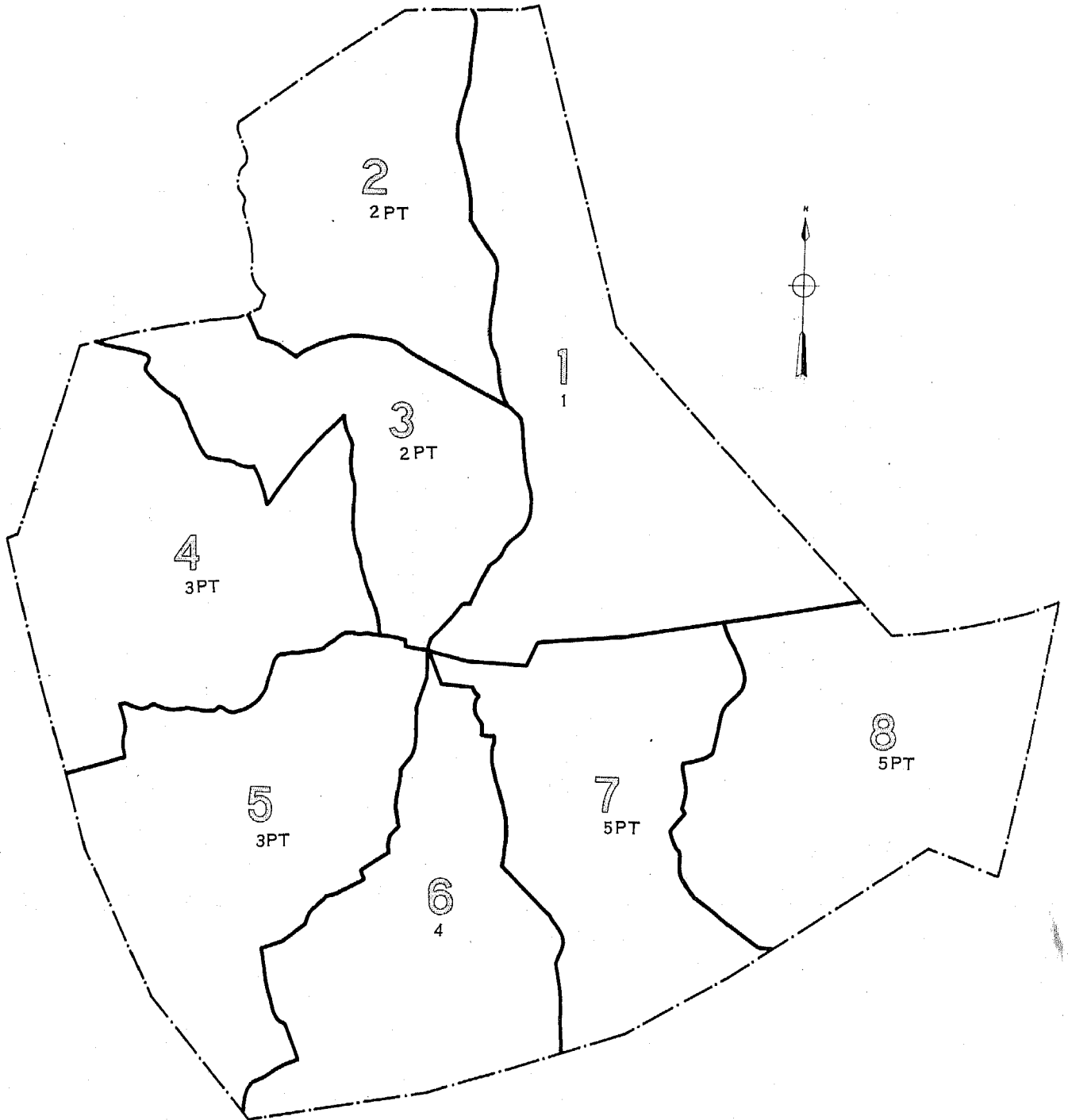
Table 3.—CHARACTERISTICS OF HOUSING FOR WARDS, BY BLOCKS: 1950—Con.

Ward	Block	All dwelling units by occupancy and tenure					All dwelling units by condition and plumbing facilities			Occupied dwelling units			Contract monthly rent ¹		Value ² of one-dwelling-unit structures		
		Total	Owner occupied	Renter occupied	Vacant non-seasonal not dilap., for rent or sale	Other vacant and non-resident	Number reporting	No private bath or dilap.	No running water or dilap.	Total	Persons per room		Number reporting	Average monthly rent (dollars)	Number reporting	Average value (dollars)	
											Number reporting	1.51 or more					Occupied by non-white
5	671	12	5	6		1	12	2	11	11				5	27.00	3	10,666
	672	14	9	4		1	13		13	13	1		4	45.75	7	11,142	
	673	9	9				9		9	9					9	14,888	
	674	7	7				7		7	7					7	15,214	
	676	1															
	677	9	5	4			9		9	9			4	29.50	4	9,000	
	678	11	1	1		1	11	1	10	10			1		5	12,200	
	679	20	8	11		1	20	2	19	19	1		10	28.70			
	680	73	32	41			73	3	73	72	1		41	25.70	19	9,157	
	681	8	6	2			8		8	8			1		5	11,600	
	682	1															
	684	20	19	1			20		20	20			1		19	8,868	
	685	25	24			1	24		24	24			24		24	9,520	
	687	2															
	688	21	12	8		1	20	4	20	20	1		8	24.25	5	8,500	
	691	9	6	3			9		9	9	1		3	37.00	3	9,333	
	693	31	24	7			29	3	31	29			5	29.00	14	9,928	
	695	52	40	2		10	42		42	42	1		1		38	13,539	
	696	1															
	697	21	13	8			21	3	21	21	2		7	19.28	10	12,300	
	698	53	36	16		1	52	5	52	52	1	5	16	25.43	25	8,580	
	699	10	7	2			10		10	10			2		7	10,285	
	700	7					7		7	7					7	9,714	
	701	51	48	3			51		51	51			3	47.00	39	11,243	
	702	64	14	50			64		64	64	3		50	39.78	11	10,454	
	703	50	1	49			49		50	49			49	39.93			
	704	151		150		1	151	1	150	150	3	6	149	30.23			
	705	25	17	8			25	3	25	25			8	22.50	11	8,954	
	706	14	8	6			14	4	14	14			5	23.20	4	10,250 ¹	
	707	20	3	16		1	20	6	19	18			15	27.73	1		
	709	8	4	4			8	1	8	8			3	29.66	3	9,666	
	710	18	13	5			18	1	18	18	2		5	31.40	9	10,722	
	711	164	21	142		1	163	1	163	163	3		142	33.69	14	9,357	
	712	42	20	22			42	1	42	42	2		21	31.52	8	9,875	
	713	1															
	714	4	2	2			4		4	4			2		2		
	715	13	11	2			13	1	13	13			2		8	10,250	
	716	31	21	9	1		31	3	30	30			9	28.22	19	8,284	
	717	13	5	5			13	2	13	13			3	23.66	5	8,000	
	718	9	7	1	1		8		8	8			1		6	10,250	
	720	3	3				3		3	3						2	
	721	7	7	1		1	7	2	7	7			1			2	
	722	13	9	4			13	1	13	13	2		4	21.25	7	6,857	
	723	4	3	1			4	1	4	4			3		3	8,500	
	725	51	39	12			51	5	51	51	3		9	32.00	30	6,000	
	726	2															9,413
	728	44	32	12			44	3	44	44			10	29.80	23	10,173	
	729	30	24	6			30	1	30	30	1		6	37.16	20	10,225	
	730	13	11	2			13		13	13			1		5	8,100	
	731	43	33	10			43		43	43			10	28.50	27	9,270	
	732	18	16	2			18		18	18			2		12	8,625	
	733	3	3				3		3	3					3	6,333	
	737	51	17	34			51		51	47			31	24.09	5	13,400	
	738	14	6	8			14		14	14			8	26.12	4	11,250	
	739	23	15	8			23		23	20			7	28.42	10	13,300	
	740	38	12	26			38		38	34	1		24	22.95	2		
	742	39	7	32			38	1	39	38	1		32	25.03	1		
	743	26	9	17			26	1	26	26	1		16	28.93	1		
	745	21	12	9			21		21	21			9	33.22	2		
	746	31	9	22			31		31	31			22	24.18	1		
	747	50	35	15			50		50	50			15	26.93	23	8,565	
	748	16	8	8			16	2	16	16			7	20.85	7	9,785	
	749	12	8	4			12		12	12			4	23.50	1		
	750	18	10	8			18		18	18	1		8	30.75	4	8,225	
	751	27	14	13			27	2	27	27	1		13	29.15	6	9,333	

¹For renter-occupied dwelling units and vacant nonseasonal not dilapidated units, for rent.
²For owner-occupied dwelling units and vacant nonseasonal not dilapidated units, for sale only.

WATERBURY, CONNECTICUT, BY WARDS: 1950

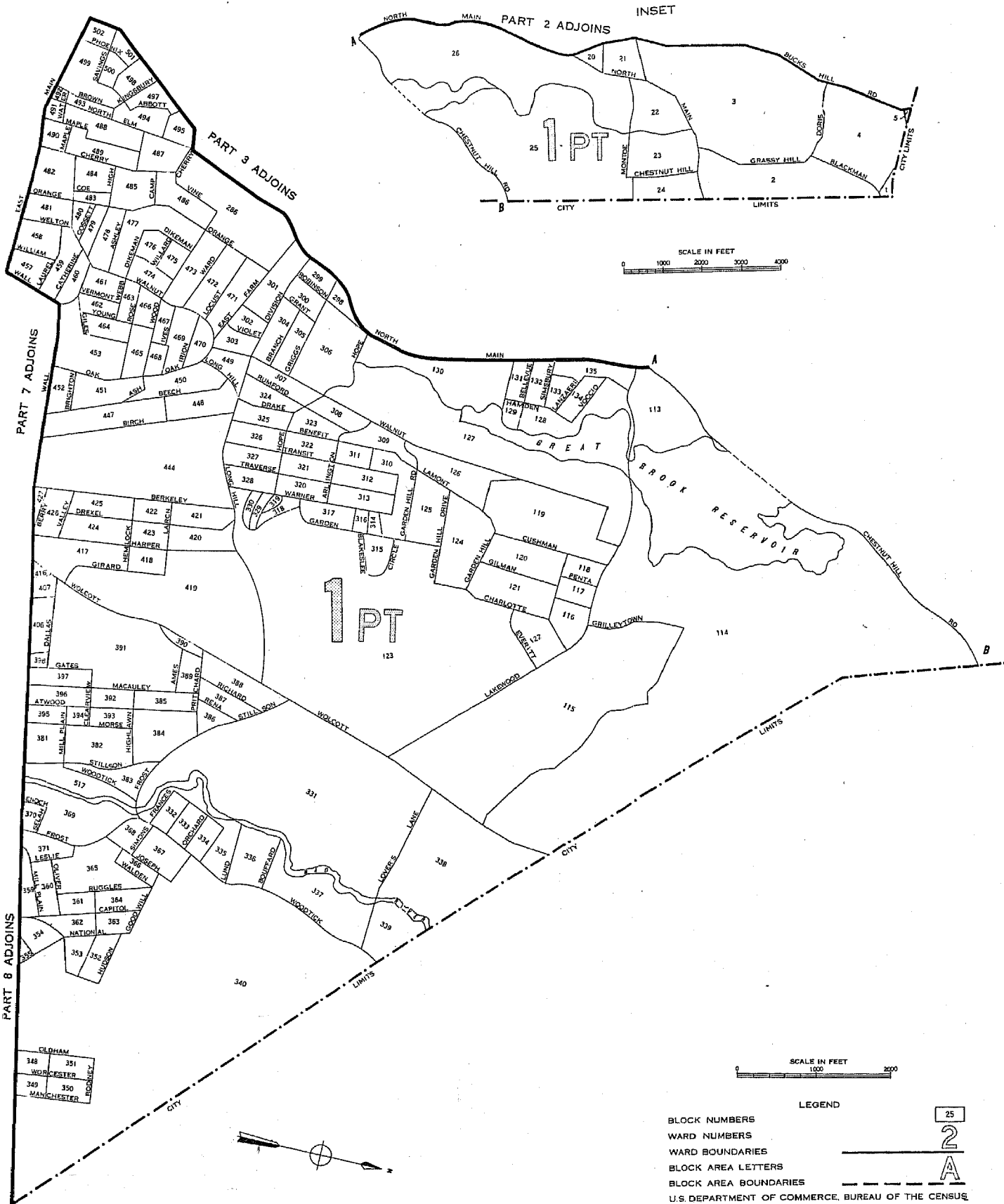
KEY MAP



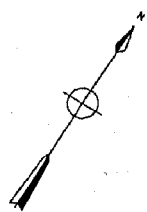
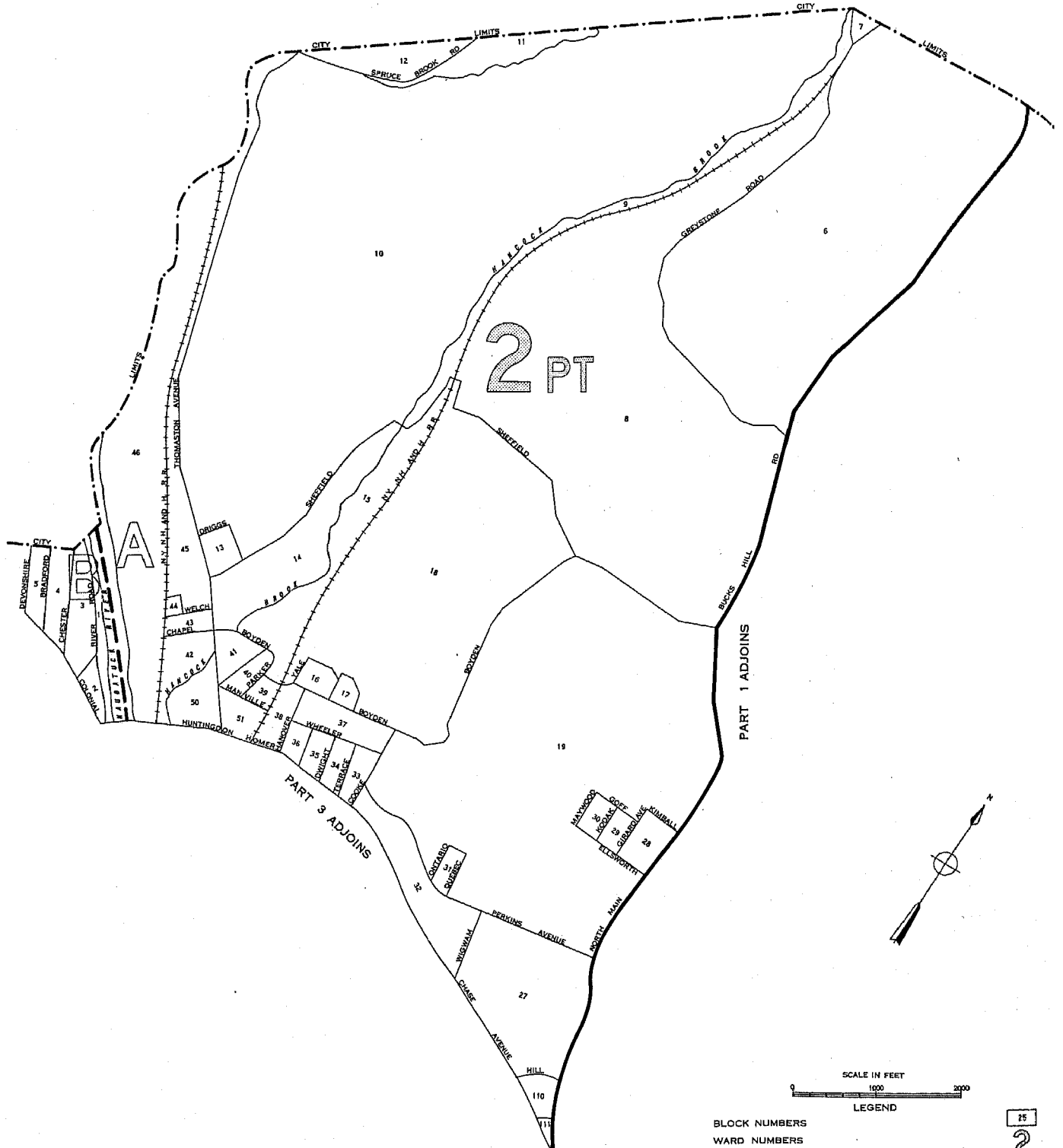
LEGEND
WARD NUMBER 9
PART NUMBER 1

WATERBURY, CONNECTICUT. BY WARDS AND BLOCKS: 1950

PART 1 OF 8 PARTS



WATERBURY, CONNECTICUT, BY WARDS AND BLOCKS: 1950
 PART 2 OF 8 PARTS



LEGEND

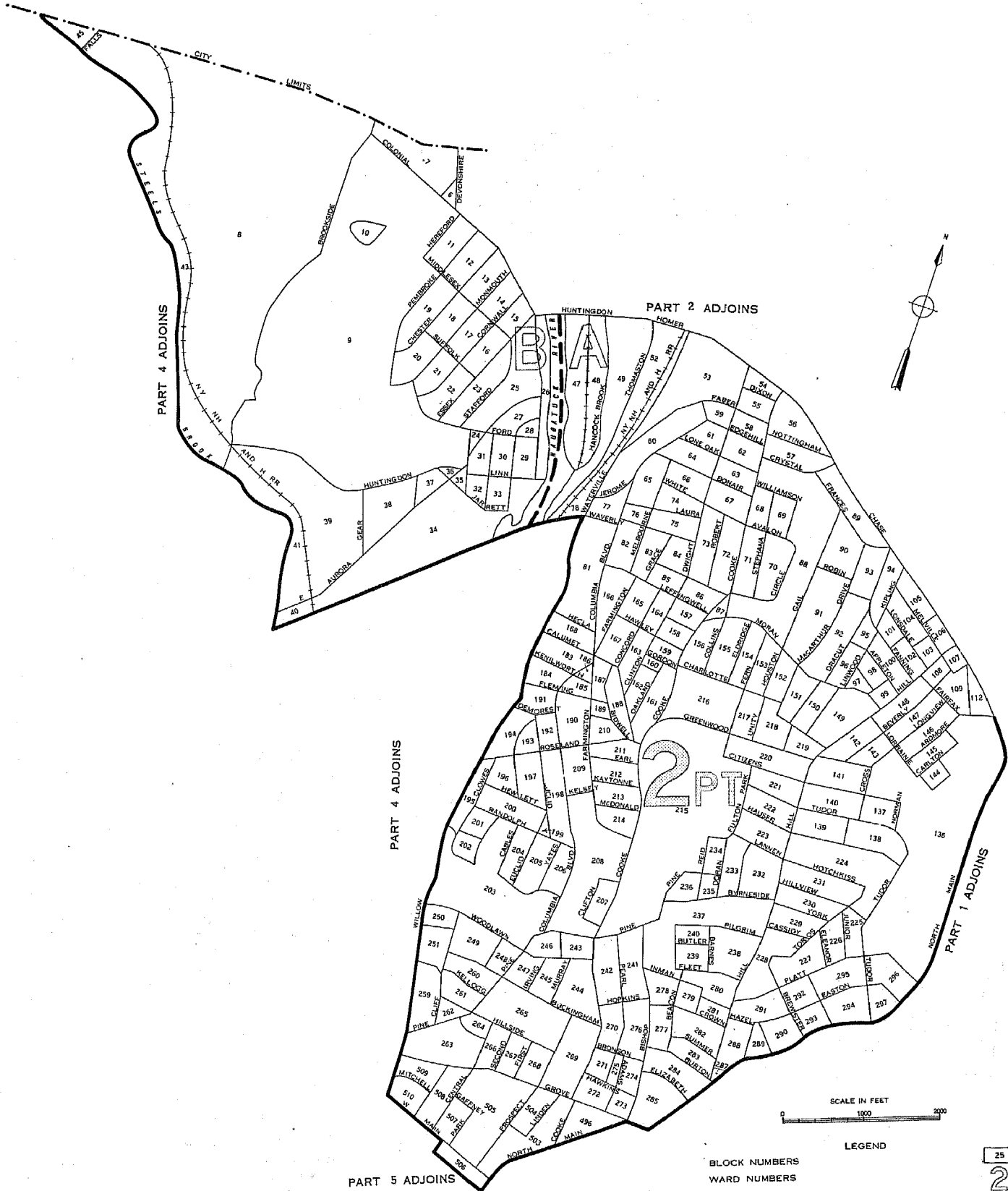
- BLOCK NUMBERS
- WARD NUMBERS
- WARD BOUNDARIES
- BLOCK AREA LETTERS
- BLOCK AREA BOUNDARIES

U.S. DEPARTMENT OF COMMERCE, BUREAU OF THE CENSUS

25
2
A

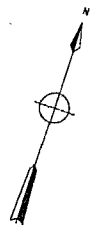
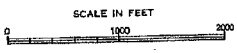
WATERBURY, CONNECTICUT, BY WARDS AND BLOCKS: 1950

PART 3 OF 8 PARTS



LEGEND

- BLOCK NUMBERS
- WARD BOUNDARIES
- WARD BOUNDARIES
- BLOCK AREA LETTERS
- BLOCK AREA BOUNDARIES
- U.S. DEPARTMENT OF COMMERCE, BUREAU OF THE CENSUS



PART 5 ADJOINS

PART 4 ADJOINS

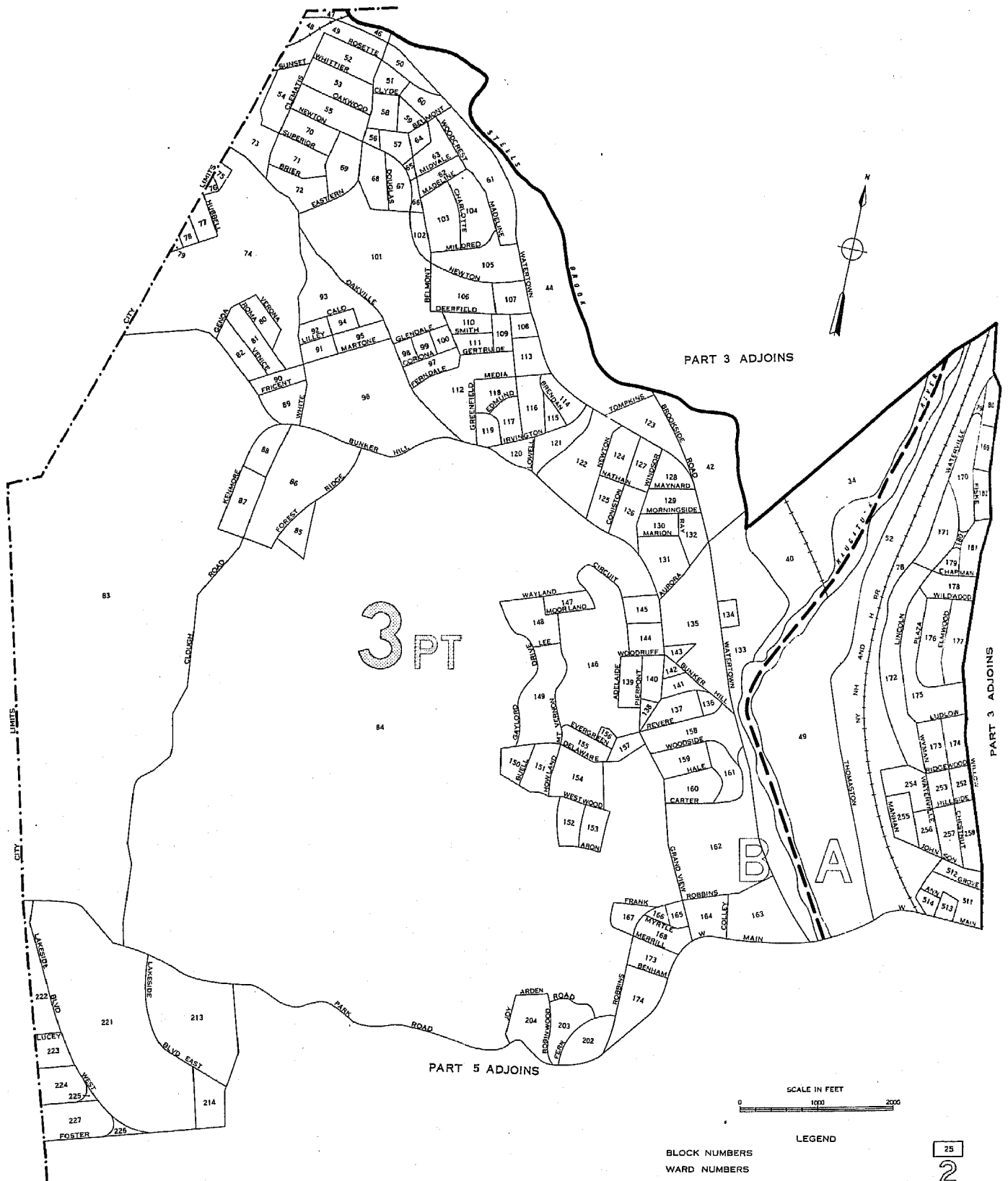
PART 2 ADJOINS

PART 1 ADJOINS

25
2
A

WATERBURY, CONNECTICUT. BY WARDS AND BLOCKS: 1950

PART 4 OF 8 PARTS

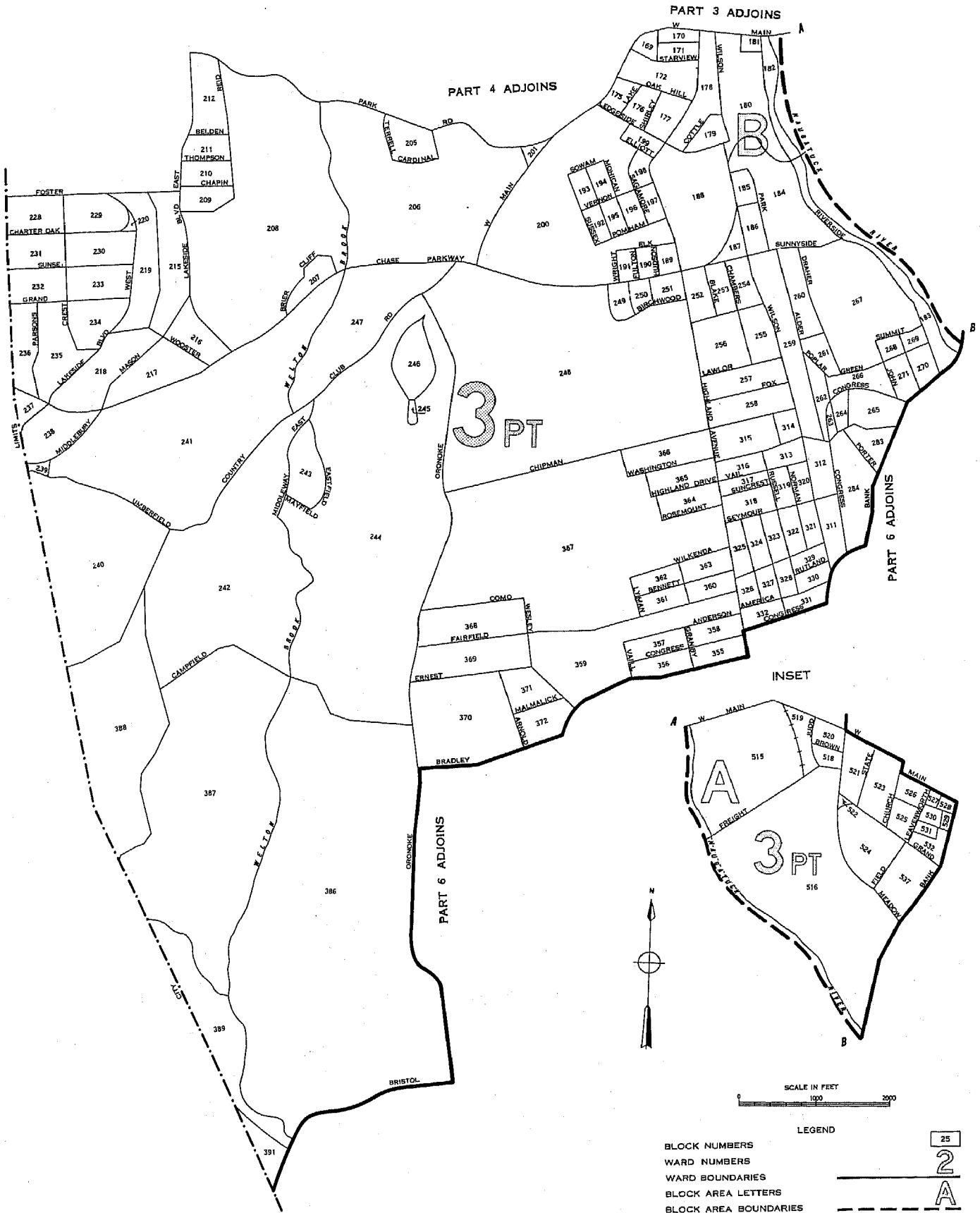


LEGEND

- BLOCK NUMBERS
- WARD NUMBERS
- WARD BOUNDARIES
- BLOCK AREA LETTERS
- BLOCK AREA BOUNDARIES

U.S. DEPARTMENT OF COMMERCE, BUREAU OF THE CENSUS

WATERBURY, CONNECTICUT, BY WARDS AND BLOCKS: 1950
 PART 5 OF 8 PARTS



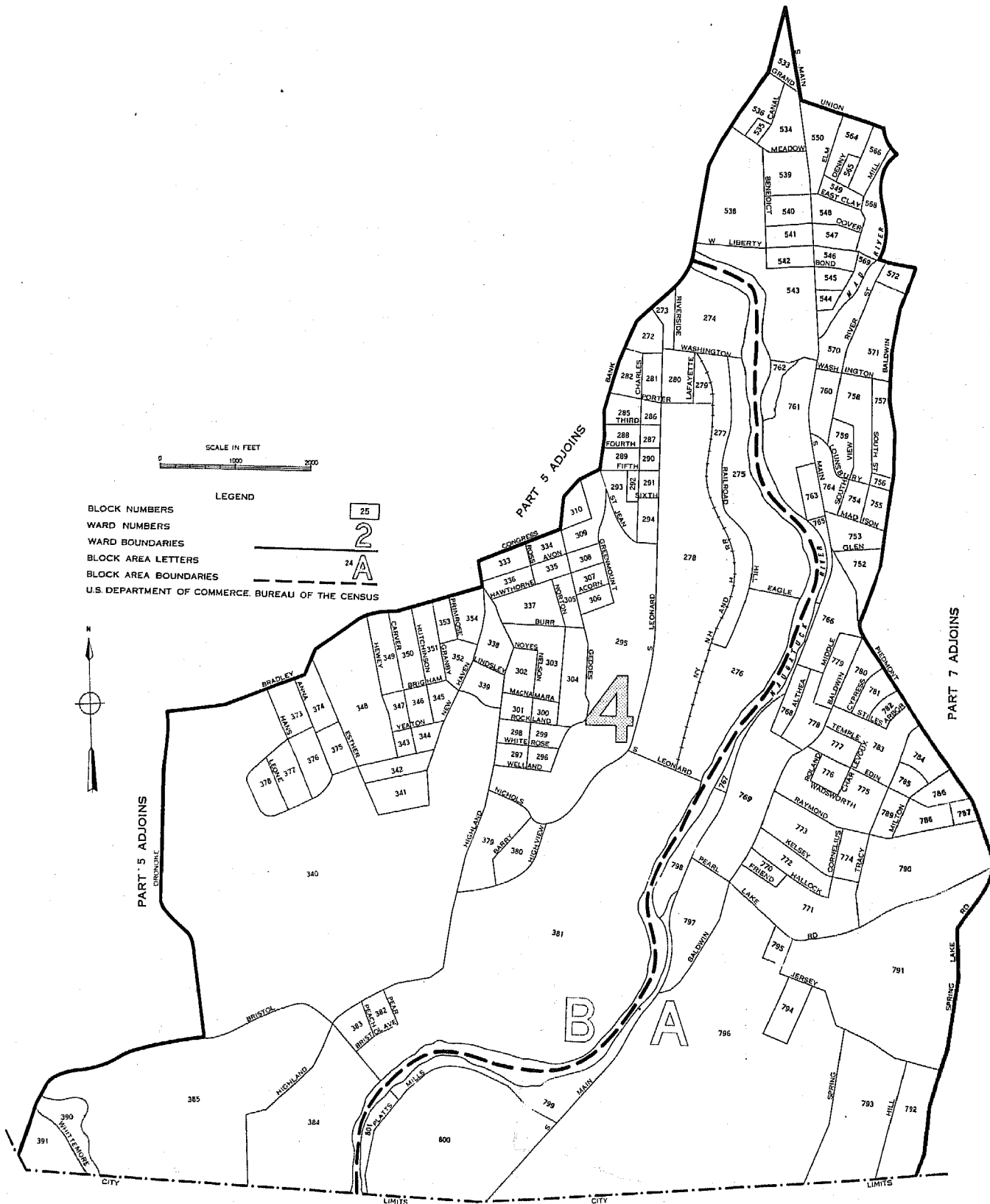
LEGEND

BLOCK NUMBERS		25
WARD NUMBERS		2
WARD BOUNDARIES		A
BLOCK AREA LETTERS		
BLOCK AREA BOUNDARIES		

U.S. DEPARTMENT OF COMMERCE, BUREAU OF THE CENSUS

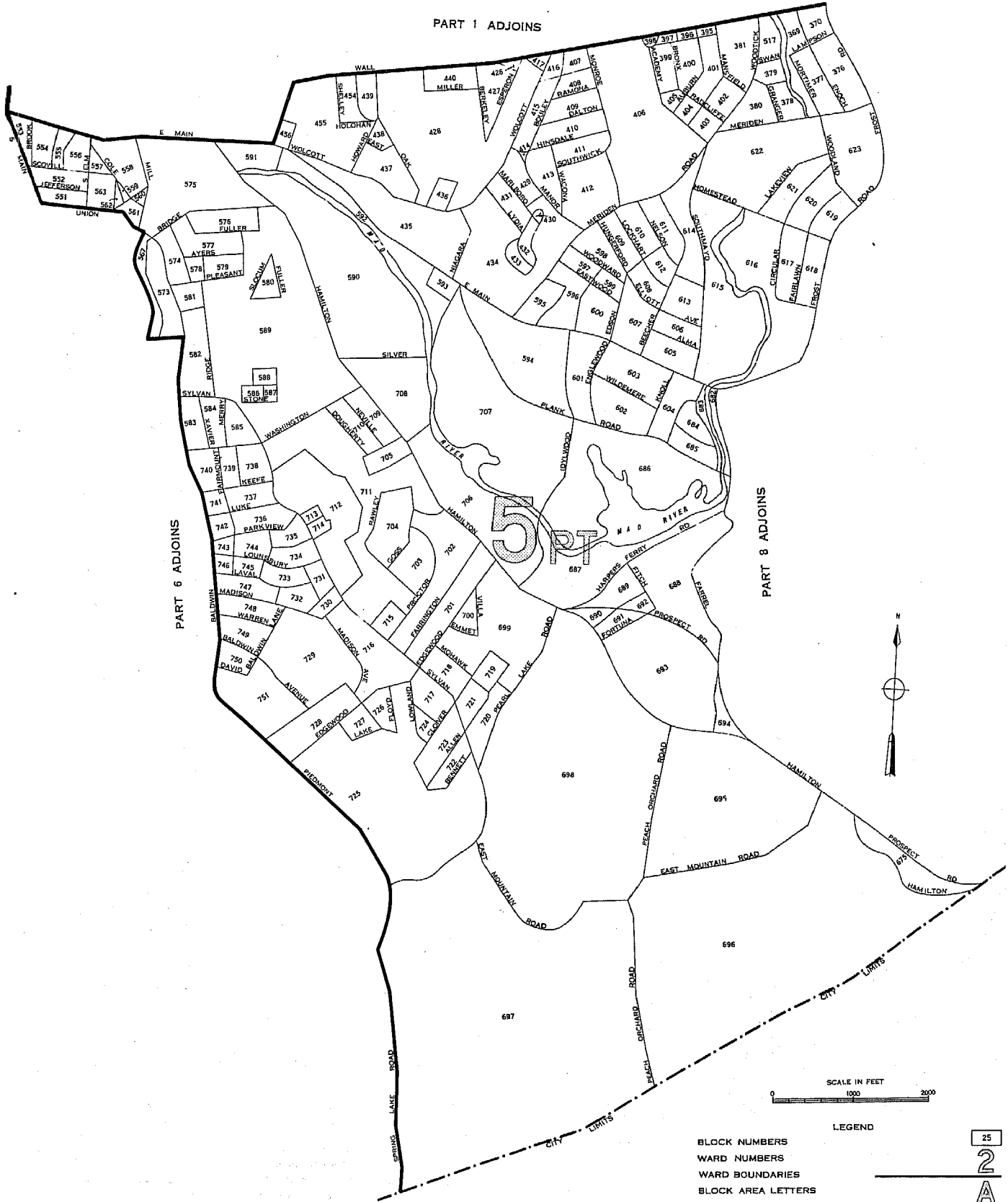
WATERBURY, CONNECTICUT, BY WARDS AND BLOCKS: 1950

PART 6 OF 8 PARTS



WATERBURY, CONNECTICUT, BY WARDS AND BLOCKS: 1950

PART 7 OF 8 PARTS



LEGEND

- BLOCK NUMBERS
- WARD NUMBERS
- WARD BOUNDARIES
- BLOCK AREA LETTERS
- BLOCK AREA BOUNDARIES

U.S. DEPARTMENT OF COMMERCE, BUREAU OF THE CENSUS

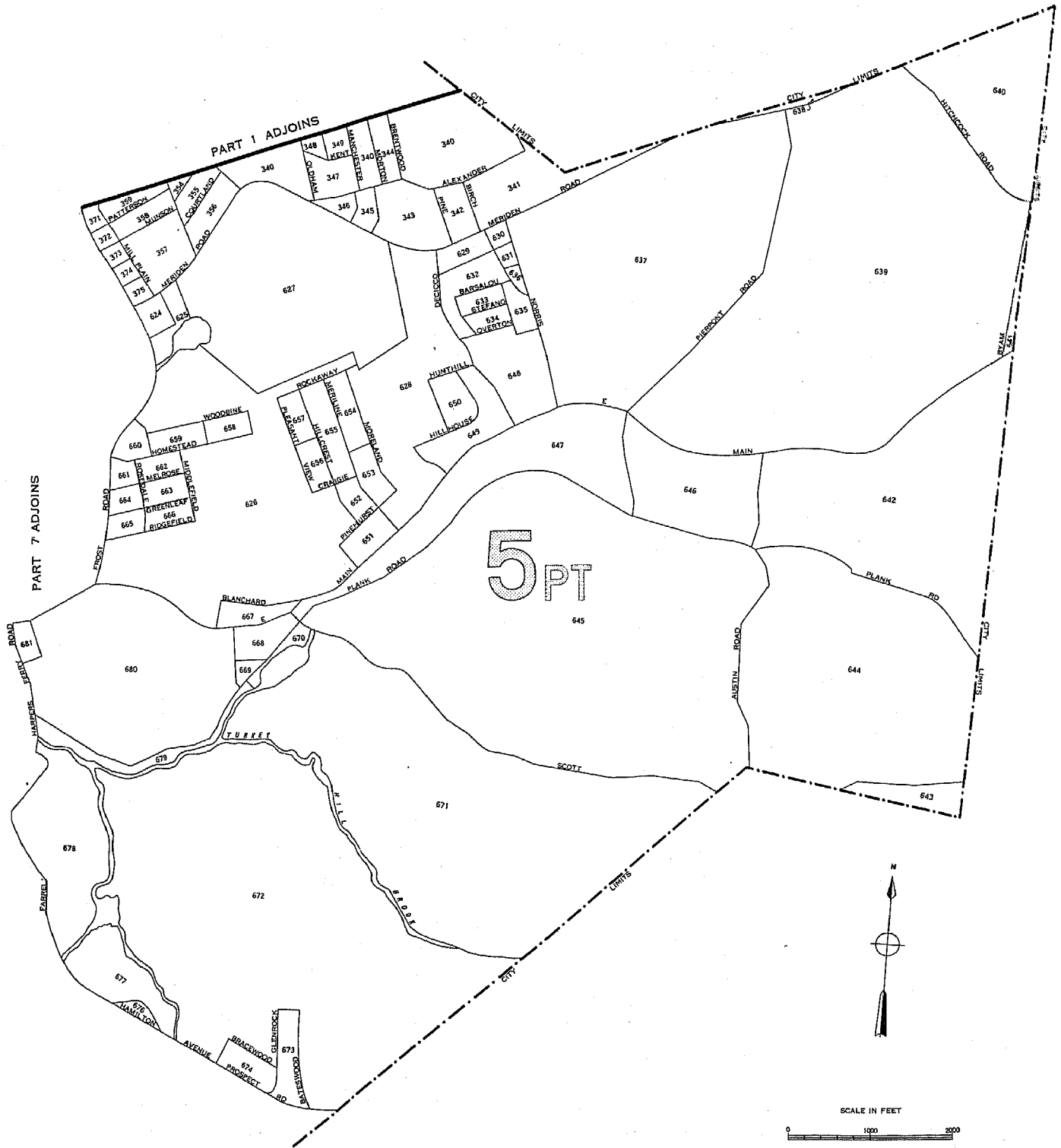
25

2

A

WATERBURY, CONNECTICUT, BY WARDS AND BLOCKS: 1950

PART 8 OF 8 PARTS



LEGEND


- BLOCK NUMBERS
- WARD NUMBERS
- WARD BOUNDARIES
- BLOCK AREA LETTERS
- BLOCK AREA BOUNDARIES

U.S. DEPARTMENT OF COMMERCE, BUREAU OF THE CENSUS

25
2
A

1950 UNITED STATES CENSUS OF HOUSING

U. S. DEPARTMENT OF COMMERCE • BUREAU OF THE CENSUS



WATERLOO, IOWA

**BLOCK
STATISTICS**

U. S. CENSUS OF HOUSING: 1950

Volume

- I General Characteristics
- II Nonfarm Housing Characteristics
- III Farm Housing Characteristics
- IV Residential Financing
- V Block Statistics

Housing statistics for census tracts are to be included in the Population reports on census tracts.

U. S. CENSUS OF POPULATION: 1950

Volume

- I Number of Inhabitants
- II Characteristics of the Population

Succeeding volumes will cover the following subjects:

Census Tracts, Nativity and Parentage, Nonwhite Population by Race, Persons of Spanish Surname, Institutional Population, Differential Fertility, Labor Force Characteristics, Occupation, Industry, Income, Internal Migration, Education, Characteristics of Families and Households.

UNITED STATES CENSUS of HOUSING : 1950
U. S. DEPARTMENT OF COMMERCE BUREAU OF THE CENSUS
CHARLES SAWYER, Secretary ROY V. PEEL, Director



BLOCK STATISTICS

WATERLOO
IOWA

Prepared under the supervision of
Howard G. Brunzman, Chief
Population and Housing Division

1950 HOUSING CENSUS REPORT
VOLUME V, PART 204

UNITED STATES GOVERNMENT PRINTING OFFICE 1951

BLOCKS • WARDS



BUREAU OF THE CENSUS

ROY V. PEEL, *Director*

A. ROSS ECKLER, *Deputy Director*
HOWARD C. GRIEVES, *Assistant Director*
CONRAD TAEUBER, *Assistant Director*
MORRIS H. HANSEN, *Assistant Director for Statistical Standards*
ROBERT Y. PHILLIPS, *Assistant Director for Operations*
CALVERT L. DEDRICK, *Coordinator, International Statistics*
FRANK R. WILSON, *Information Assistant to the Director*

Population and Housing Division—

HOWARD G. BRUNSMAN, *Chief*
WAYNE F. DAUGHERTY, *Assistant Chief for Housing*
ROBERT B. VOIGHT, *Assistant Chief for Operations*
HENRY S. SHRYOCK, Jr., *Assistant Chief for Population*
EDWIN D. GOLDFIELD, *Program Coordinator*

Quality and Equipment Statistics—Robert C. Hamer, *Chief*
Inventory Statistics—Carl A. S. Coan, *Chief*
Developmental Programs—J. Hugh Rose, *Chief*
Residential Financing—Junia H. Honnold, *Chief*
Territories and Possessions—Joel Williams, *Chief*
Statistical Sampling—Joseph Steinberg, *Chief*
Statistical Procedure—Morton A. Meyer, *Chief*
Processing Operations—Milton D. Lieberman, *Chief*

Administrative Service Division—WALTER L. KEHRES, *Chief*
Agriculture Division—RAY HURLEY, *Chief*
Budget Officer—CHARLES H. ALEXANDER
Business Division—HARVEY KAILIN, *Acting Chief*
Field Division—LOWELL T. GALT, *Chief*
Foreign Trade Division—J. EDWARD ELY, *Chief*
Geography Division—CLARENCE E. BATSCHULET, *Chief*
Governments Division—ALLEN D. MANVEL, *Chief*
Industry Division—MAXWELL R. CONKLIN, *Chief*
Machine Tabulation Division—C. F. VAN AKEN, *Chief*
Personnel Division—HELEN D. ALMON, *Chief*

SUGGESTED IDENTIFICATION

U. S. Bureau of the Census. *U. S. Census of Housing: 1950. Vol. V, Block Statistics, Part 204.*
U. S. Government Printing Office, Washington, D. C., 1951.

For sale by the Superintendent of Documents, U. S. Government Printing Office, Washington 25, D. C.,
or any of the Field Offices of the Department of Commerce - Price 20 cents

PREFACE

This report presents statistics on characteristics of dwelling units by blocks for the city. The tabulations are based on data from the 1950 Census of Housing, taken as of April 1, 1950. Authorization for the 1950 Census of Housing as part of the Seventeenth Decennial Census was provided by the Housing Act of 1949, approved July 15, 1949.

The major portion of the information compiled from the 1950 Census of Housing appears in Volume I, *General Characteristics*; Volume II, *Nonfarm Housing Characteristics*; Volume III, *Farm Housing Characteristics*; Volume IV, *Residential Financing*; and Volume V, *Block Statistics*. Volume V consists of separate reports, issued as bulletins for each of the 209 cities which in 1940 or in a subsequent census had a population of 50,000 or more. These reports will not be bound into a single publication.

The subjects covered in both the 1950 and 1940 reports on characteristics of dwelling units by blocks are substantially similar.

This report was prepared under the direction of Howard G. Brunsman, Chief, Population and Housing Division, and Wayne F. Daugherty, Assistant Chief for Housing. Robert C. Hamer, Chief, Quality and Equipment Statistics Section, was in charge of coordinating the content and the format of the report with assistance from Carl A. S. Coan, Chief, Inventory Statistics Section; Floyd D. McNaughton, Chief, Equipment and Facilities Unit; Beulah Washabaugh, Chief, Tenure and Vacancy Unit; and Walter A. Hines. The compilation of the statistics was under the supervision of Robert B. Voight, Assistant Chief for Operations.

The collection of the information on which these statistics are based was under the supervision of Lowell T. Galt, Chief, Field Division. The geographic work, including the assignment of all block numbers and the preparation of maps, was under the supervision of Clarence E. Batschelet, Chief, Geography Division. The data were tabulated under the supervision of C. F. Van Aken, Chief, Machine Tabulation Division.

December 1951

WATERLOO, IOWA

CONTENTS

INTRODUCTION

	Page		Page
General.....	1	Definitions and explanations—Continued	
Related reports.....	1	Persons per room.....	2
Use of data.....	1	Color of occupants.....	2
Comparability with 1940 Housing Census data.....	1	Contract monthly rent.....	2
Definitions and explanations.....	1	Value of one-dwelling-unit structures.....	2
Dwelling unit.....	1	Number reporting.....	2
Occupancy and tenure.....	2	Block identification.....	2
Condition and plumbing facilities.....	2		

TABLES

	Page
Table 1.—Characteristics of housing for the city: 1950.....	3
Table 2.—Characteristics of housing by wards: 1950.....	3
Table 3.—Characteristics of housing for wards, by blocks: 1950.....	4

Map of city, by blocks, appears following last page of tables.

BLOCK STATISTICS

INTRODUCTION

GENERAL

Volume V of the Reports on Housing consists of a separate report for each of the 209 cities which in 1940, or in a subsequent census prior to 1950, had a population of 50,000 or more. Each report presents for the city, by blocks, tabulations for a limited number of subjects obtained in the Census of Housing. The subjects in these reports are similar to those in the block statistics supplements to Volume I of the reports of the 1940 Census of Housing. The subjects in this report present the number of dwelling units classified by occupancy and tenure, condition and plumbing facilities, persons per room, color of occupants, average contract monthly rent of renter-occupied and selected vacant units, and the average value of one-dwelling-unit owner-occupied and selected vacant structures. In table 1, the statistics for these subjects are summarized for the city. Table 2 contains the statistics for wards; these are the only statistics for wards that will be published from the 1950 Census of Housing. In table 3, the data are presented by blocks within wards and block areas. Maps identifying the location of each block and the ward boundaries are a part of this report.

Related reports.—Related statistics for this city are contained in the Reports on Housing, Volume I, *General Characteristics*; and in the Reports on Population, Volume I, *Number of Inhabitants*, and Volume II, *Characteristics of the Population*.

The Reports on Housing for each State in Volume I present data on the characteristics of dwelling units for the State by residence (urban, rural nonfarm, and rural farm), for standard metropolitan areas, urbanized areas, counties, for urban places, places of 1,000 to 2,500 inhabitants, and rural-nonfarm and rural-farm dwelling units for each county. Each report includes the following subjects: occupancy, tenure, race of occupants, type of structure, year built, condition and plumbing facilities, water supply, toilet and bathing facilities, number of rooms, number of persons, persons per room, electric lighting, heating equipment, heating and cooking fuels, refrigeration equipment, kitchen sink, radio, television, and, for nonfarm units, the contract monthly rent, gross monthly rent, and value of one-dwelling-unit structures.

Volume I of the Reports on Population shows the 1950 population of each county and of each minor civil division within the county. It also contains figures for each incorporated place, for each unincorporated place with 1,000 or more inhabitants, and for incorporated places of 5,000 or more by wards. A special series of tables presents data for each urbanized area giving the incorporated places and portions of minor civil divisions within it.

Volume II of the 1950 Population Reports contains statistics on the general characteristics of the population. Chapter A of this volume repeats the figures on number of inhabitants as shown in Volume I; Chapter B presents demographic, economic, and social characteristics of the population; and Chapter C gives more detailed cross-classifications for States and large cities and standard metropolitan areas.

Use of data.—The tabulation of housing characteristics for areas as small as city blocks provides descriptive material of considerable value for technical studies of housing in the city. The statistics will be useful in compiling totals for special types of areas that may be defined to meet the requirements of individual investigators. Users of the data should bear in mind that in

practically all cases the data for a given block represent the work of only one enumerator. Consequently, housing characteristics for blocks are subject to a wider margin of error than is to be expected in the figures for tracts or wards which represent returns made by a number of enumerators. Misinterpretation of instructions by one enumerator may cause a significant bias in the statistics for a block even though it may have a negligible effect upon the figures for larger areas. For example, the enumeration of "condition" depended to a considerable extent upon the judgment of the individual enumerator. Also, failure to indicate the correct block number for a significant number of dwelling units may introduce errors into the block data.

Comparability with 1940 Housing Census data.—In the 1940 Census of Housing, reports entitled "Block Statistics" were issued as supplements to the first series of Housing bulletins. These supplements consisted of separate reports for each of the 191 cities which had 50,000 inhabitants or more in 1930.

In the 1950 reports, the block numbers used are different, in most cases, from those used in the 1940 reports. Therefore, to compare 1940 and 1950 data for a given block, it is necessary to locate the block on the maps to obtain the corresponding 1940 and 1950 block numbers.

The subjects in both the 1940 and 1950 reports are substantially similar. However, data on number of structures, year built, and mortgage status have been omitted from the 1950 report. Furthermore, in the 1940 reports average contract or estimated monthly rent was reported for all dwelling units while in 1950 average contract monthly rent is reported for some, and average value for other, dwelling units.

DEFINITIONS AND EXPLANATIONS

More detailed and complete definitions are presented in Volume I of the Housing Reports.

Dwelling unit.—In general, a dwelling unit is a group of rooms or a single room, occupied or intended for occupancy as separate living quarters, by a family or other group of persons living together or by a person living alone.

A group of rooms, occupied or intended for occupancy as separate living quarters, is a dwelling unit if it has separate cooking equipment or a separate entrance. A single room, occupied or intended for occupancy as separate living quarters, is a dwelling unit if it has separate cooking equipment or if it constitutes the only living quarters in the structure. Also, each apartment in a regular apartment house is a dwelling unit even though it may not have separate cooking equipment. Excluded from the dwelling unit count are large rooming houses, institutions, dormitories, and transient hotels and tourist courts.

In the 1940 Census, a dwelling unit was defined as the living quarters occupied or intended for occupancy by one household. A household consisted of a family or other group of persons living together with common housekeeping arrangements, or a person living entirely alone. However, the enumerator was not explicitly instructed to define rooms as dwelling units on the basis of cooking equipment or separate entrance.

The number of dwelling units in the 1950 Census may be regarded as comparable with the number of dwelling units in the 1940 Census. Some living quarters may have been classified as separate dwelling units in the one census and not in the other. Further, in the 1950 Census, living quarters with five or more

lodgers were not tabulated as dwelling units; generally, such quarters were included in the 1940 dwelling unit count. However, the net effect of these changes is probably small.

Occupancy and tenure.—Dwelling units are classified by occupancy and tenure into four groups: owner-occupied; renter-occupied; vacant nonseasonal not dilapidated, for rent or sale; and other vacant and nonresident. A dwelling unit is classified as owner-occupied if it was owned wholly or in part by the head of the household or by some related member of his family living in the dwelling unit. All other occupied units are classified as renter-occupied whether or not cash rent was actually paid for living quarters. Rent-free units and living accommodations received in payment for services performed are thus included with the renter-occupied units.

A dwelling unit is considered vacant if no persons are living in it at the time of enumeration. New units not yet occupied were enumerated as vacant dwelling units if construction had proceeded to the extent that all the exterior windows and doors were installed and final usable floors were in place. The classification "Vacant nonseasonal not dilapidated, for rent or sale" is descriptive of the vacant dwelling units reported in this classification. "Other vacant and nonresident" units include all dilapidated and seasonal vacant units as well as the not dilapidated units which were not for rent or sale.

Because of changes in enumeration procedures, the counts of total vacant units in 1940 and 1950 are not strictly comparable. In 1940, vacant units were enumerated if they were habitable; units uninhabitable and beyond repair were excluded from the enumeration. In 1950, units were included regardless of condition if they were intended for occupancy as living quarters. Therefore, no comparison should be made between the data on "vacant nonseasonal not dilapidated, for rent or sale" units from the 1950 Census and data in the 1940 Census reports.

In both censuses, dwelling units occupied entirely by non-residents were included with vacant units not for rent or sale. Trailers, tents, houseboats, and railroad cars which were vacant were excluded from the dwelling unit inventory in both 1950 and 1940.

Condition and plumbing facilities.—Data on condition of a dwelling unit are shown in combination with data for selected plumbing facilities and are, therefore, limited to units for which both condition and plumbing facilities are reported. Plumbing facilities include water supply, toilet facilities, and bathing facilities.

The category "with private bath" includes those dwelling units reported with both a flush toilet and a bathtub or shower inside the structure for the exclusive use of the occupants of the unit. The category "no private bath" includes those dwelling units not having private flush toilet or not having private bathing facilities. The "no running water" category includes units with only piped running water outside the structure or with only other sources such as a hand pump.

A dwelling unit is "dilapidated" when it is run-down or neglected, or is of inadequate original construction, so that it does not provide adequate shelter or protection against the elements or it endangers the safety of the occupants.

Persons per room.—The number of persons per room has been computed for each occupied dwelling unit by dividing the number of persons in the dwelling unit by the number of rooms in the dwelling unit. All persons enumerated in the Population Census as members of the household (including lodgers, servants, and other nonrelated persons) are counted in determining the number of persons that occupy the dwelling unit. The number of rooms in the dwelling unit includes all rooms available for living quarters throughout the year. Not counted as rooms are bath-rooms, closets, pantries, halls, screened porches, and unfinished rooms in the basement and attic.

Color of occupants.—Occupied dwelling units are classified by color of head of household according to the definition used in the

1950 Census of Population. The group designated as "nonwhite" consists of Negroes, Indians, Japanese, Chinese, and other non-white races. Persons who are not definitely Indian or of other nonwhite race are classified as white.

Contract monthly rent.—Contract monthly rent is the rent, at the time of enumeration, contracted for by the renter regardless of whether it includes furniture, heating fuel, electricity, cooking fuel, water, or personal services.

Monthly rent for vacant dwelling units is the amount asked for the dwelling unit at the time of enumeration. The average monthly rent relates to renter-occupied dwelling units and vacant nonseasonal not dilapidated units for rent. Dwelling units which are occupied "rent-free" are not included with the units reporting rent.

Value of one-dwelling-unit structures.—Average value is shown for owner-occupied dwelling units and vacant nonseasonal not dilapidated units which are for sale only. Value is shown only if the unit is in a one-dwelling-unit structure without business and if it is the only dwelling unit included in the property. The value represents the amount for which the owner estimates that the property, including such land as belongs with it, would sell under ordinary conditions and not at a forced sale. For vacant units, value is the sale price asked by the owner.

Number reporting.—Occupancy and tenure are reported for all dwelling units, and color of occupants is reported for all occupied units. The corresponding distributions for these subjects in table 1 are based on all dwelling units and on occupied units, respectively. For all other subjects, the distributions are based on the units for which the specific characteristics are reported, that is, the "Number reporting."

The number of dwelling units for which the enumerator obtained no report on a particular item is shown for the city totals only; however, the number "not reported" can easily be derived for each area in tables 2 and 3 by subtracting the number reporting from the total number of dwelling units (or total occupied).

Block identification.—A map or series of maps is included in this report showing block numbers for each block, number and letter designations for wards and block areas, and the names of principal streets.

Blocks are identified by serial numbers, a separate series of numbers being used for each ward or for a group of wards. Thus, the location of each block for which data are presented in table 3 may be determined by referring to the ward and block number shown on the map. Similarly, data for a specific block may be located in the table by reference to the map for the identification numbers of the ward and block.

In some cities "block areas" have been established to facilitate the numbering of blocks in groups of less than 1,000. This may cause a break in the sequence of block numbers within a ward. Where this occurs each part of the ward that is in a separate block area is distinguished on the map, and in the table the data are shown for blocks in numerical order within each block area section of the ward. When a boundary of a ward cuts through a block separating the block into segments, the statistics for each segment are tabulated in the ward in which it is physically located on the map. In such cases, to obtain the statistics for the entire block it is necessary to add the statistics for all segments.

If no dwelling units are reported for a block, the block number is not listed in table 3, although it is shown on the map. Dwelling units for which the block number was not reported are indicated in the table by the symbol "NR." Detailed data are not shown for such dwelling units, nor for blocks containing fewer than three dwelling units. Average monthly rent is not shown when the monthly rent was reported for fewer than three dwelling units. Average value is not shown when the value of one-dwelling-unit properties was reported for fewer than three dwelling units. All dwelling units are included, however, in the statistics for the city and for each ward.

WATERLOO, IOWA

Table 1.—CHARACTERISTICS OF HOUSING FOR THE CITY: 1950

Subject	Number	Percent	Subject	Number	Percent
OCCUPANCY AND TENURE			PERSONS PER ROOM		
All dwelling units.....	19,894	100.0	Occupied dwelling units.....	19,507	...
Owner occupied.....	12,728	64.0	Number reporting.....	19,251	100.0
Renter occupied.....	6,779	34.1	1.50 or less.....	18,345	95.3
Vacant nonseasonal not dilapidated, for rent or sale.....	170	0.9	1.51 or more.....	906	4.7
Other vacant and nonresident.....	217	1.1	Not reported.....	256	...
CONDITION AND PLUMBING FACILITIES			CONTRACT MONTHLY RENT		
All dwelling units.....	19,894	...	Renter-occupied, and vacant nonseasonal not dilapidated units, for rent—Number reporting.....	6,395	...
Number reporting.....	19,329	100.0	Total contract monthly rent..... dollars.....	259,201	...
With private bath, not dilapidated.....	13,094	67.7	Average monthly rent..... dollars.....	40.53	...
No private bath, with running water, not dilapidated.....	3,840	19.9	VALUE OF ONE-DWELLING-UNIT STRUCTURES		
No running water or dilapidated.....	2,395	12.4	Owner-occupied, ¹ and vacant nonseasonal not dilapidated units, for sale only—Number reporting.....	10,520	...
Condition or plumbing facilities not reported.....	565	...	Total value or sale price..... dollars.....	90,255,000	...
No private bath or dilapidated.....	6,235	32.3	Average value..... dollars.....	8,579	...
COLOR OF OCCUPANTS					
Occupied dwelling units.....	19,507	100.0			
White.....	18,988	97.3			
Nonwhite.....	519	2.7			

¹Restricted to 1-dwelling-unit properties.

Table 2.—CHARACTERISTICS OF HOUSING BY WARDS: 1950

Ward	All dwelling units by occupancy and tenure					All dwelling units by condition and plumbing facilities			Occupied dwelling units			Contract monthly rent ¹		Value ² of one-dwelling-unit structures		
	Total	Owner occupied	Renter occupied	Vacant non-seasonal not dilap., for rent or sale	Other vacant and non-resident	Number reporting	No private bath or dilap.	No running water or dilap.	Total	Persons per room		Number reporting	Average monthly rent (dollars)	Number reporting	Average value (dollars)	
										Number reporting	1.51 or more					Occupied by non-white
TOTAL	19894	12728	6779	170	217	19329	6235	2395	19507	19251	906	519	6395	40.53	10520	8579
1	4905	3205	1625	29	46	4741	1663	645	4830	4775	231	3	1530	43.19	2561	8475
2	5153	3494	1563	30	66	4999	1138	372	5057	4994	141	8	1455	40.61	3043	10677
3	4628	2911	1640	33	44	4505	1332	394	4551	4474	170	59	1544	40.47	2413	7778
4	5208	3118	1951	78	61	5084	2102	984	5069	5008	364	449	1866	38.32	2503	6906

¹For renter-occupied dwelling units and vacant nonseasonal not dilapidated units, for rent.
²For owner-occupied dwelling units and vacant nonseasonal not dilapidated units, for sale only.

HOUSING—BLOCK STATISTICS

Table 3.—CHARACTERISTICS OF HOUSING FOR WARDS, BY BLOCKS: 1950

[Detailed statistics not shown for blocks containing fewer than 3 dwelling units, nor for dwelling units not allocated by blocks (designated by NR)]

Ward	Block	All dwelling units by occupancy and tenure					All dwelling units by condition and plumbing facilities			Occupied dwelling units			Contract monthly rent ¹		Value ² of one-dwelling-unit structures		
		Total	Owner occupied	Renter occupied	Vacant non-seasonal not dilap., for rent or sale	Other vacant and non-resident	Number reporting	No private bath or dilap.	No running water or dilap.	Total	Persons per room		Occupied by non-white	Number reporting	Average monthly rent (dollars)	Number reporting	Average value (dollars)
											Number reporting	1.51 or more					
1	1	23	20	2		1	23	4	2	22	22			2		19	151.47
	2	10		10			10	10	8	10	10	1		9	25.00		
	4	5	1	1		3	4	4	3	2	2			1		1	51.80
	5	68	43	23	1	1	65	44	18	66	65	4		21	34.71	36	51.80
	6	46	30	16			43	35	31	46	46	1.4	1	15	28.33	17	27.35
	7	60	32	23	1	4	55	46	32	55	55	1.8		18	24.66	27	45.11
	8	9	7	2			9	1	1	9	9			2		5	78.00
	9	5	3	2			3	1	1	5	3			1		2	
	10	19	16	3			19	4	4	19	18			3	57.33	10	83.60
	11	8	7	1			8	4	4	8	8			1		7	67.14
	12	5	4	1			5	5	1	5	5	1				1	
	13	2					2			2							
	14	6	4	2			6	5	5	6	6	2		2		2	
	15	14	13	1			14	2	1	14	14			1		12	62.41
	16	15	12	3			13	1	1	15	15			3	32.33	12	71.83
	17	1					1			1							
	18	106	90	12	3	1	102	82	13	102	100	1.0		10	41.90	22	73.00
	19	9	5	4			9	6	6	9	9			4	41.25	5	54.80
	20	3	2	1			3	3	2	3	3	3		1		2	
	21	5	4	1			5	3	2	5	5			1		4	49.50
	22	11	11				11	9	1	11	11					11	51.72
	23	10	10				10	3	2	10	10					10	54.60
	24	12	9	3			12	4	1	12	12			3	26.66	8	68.75
	25	8	7	1			8	2	1	8	8			1		6	71.66
	26	4	3	1			4	1	1	4	4			1		3	80.00
	27	8	8				8	4	4	8	8					8	45.37
	29	14	14				14	4	1	14	14					14	70.28
	30	17	17				17	2	1	17	17					16	64.68
	31	10	9		1		10	1	1	9	9					10	62.20
	32	14	14				14	3	3	14	14					14	66.57
	33	8	5	3			8	4	1	8	8			3	45.66	4	73.75
	34	3	2			1	3	2	1	2	2					2	
	35	1					1			1							
	37	5	4	1			5			5	5	1				3	64.33
	38	7	6	1			7	7	7	7	7			1		6	98.83
	39	32	31	1			32			32	32	1		1		30	92.83
	40	19	15	4			19			19	18			2		15	86.40
	41	50	24	26			48	31	13	50	49	8		21	29.90	19	73.73
	42	5	4	1			5	3	3	5	4					4	47.50
	43	2					2			2							
	44	8	8				8	4	1	8	8					8	48.37
	45	5	4	1			5	1	1	5	5	1		1		4	67.00
	47	18	17	1			18	2	2	18	18			1		16	76.56
	48	14	13	1			14	4	4	14	14			1		13	72.92
	49	10	10				10	7	5	10	10	2				10	56.00
	50	8	5	3			8	4	4	8	8			3	32.66	4	60.50
	51	3	1	2			3	2	2	3	3	1		1		1	
	54	16	12	3			16	6	6	15	15	1	1	3	23.66	10	62.30
	55	21	14	7		1	21	8	6	21	21			6	42.83	12	72.91
	58	23	17	6			23	9	2	23	23			1	40.00	11	71.63
	59	23	14	9			23	6	5	23	23			8	37.12	12	49.16
	60	18	9	9			17	5	3	18	18			9	36.66	9	51.11
	61	15	11	4			12	2	1	15	14	1		3	25.00	11	55.45
	66	4	1	3			4	4	4	4	4			3	30.00		
	71	3	3				3			3	3					3	54.00
	72	2					2			2							
	73	14	13	1			14	5	4	14	14			1		13	56.92
	75	11	11				11	3	2	11	11	1		1		11	62.27
	76	9	9				9	1	1	9	9			1		8	66.87
	77	6	6				6	1	1	6	6					6	70.83
	78	4	4				4	1	1	4	4					4	58.75
	80	4	3	1			4	4	4	4	4			1		3	93.33
	81	8	8				8	2	2	8	8			1		7	72.14
	82	1					1			1							
	83	5	4	1			5	2	1	5	5			1		3	71.66
	84	8	5	3			8	3	3	8	8			2		5	79.00
	85	7	6	1			7	4	4	7	7	1		1		6	67.50
	86	6	2	4			6	1	1	6	6			4	45.75	2	
	87	10	8	2			10	6	6	10	10			1		8	62.25
	88	9	7	2			9	2	1	9	9			2		6	93.33
	89	10	9	1			9	2	1	10	10	2		1		9	71.00
	90	8	8				8	2	2	8	8					8	64.37
	91	5	4	1			5	5	5	5	5			1		3	72.33
	92	5	5				5	4	4	5	5					3	80.00
	93	3	3				3	3	3	3	3					3	68.33
	94	25	2	19	4		24	23	19	21	21	1		22	29.77	1	
	95	32	18	14			32	24	13	32	32	4		14	33.28	15	56.40
	96	10	7	3			10	3	3	10	10			2		5	74.00
	97	7	5	2			7	3	3	7	7			1		5	88.00
	98	1					1			1							
	99	34	20	11	3		33	30	22	31	31	3		9	39.33	15	45.93
	100	19	16	3			19	15	11	19	19			2		13	36.92
	101	14	13			1	14	12	2	13	13			1		13	59.69
	102	14	10	3		1	13	6	2	13	13	3		3	36.66	10	64.00

¹For renter - occupied dwelling units and vacant nonseasonal not dilapidated units, for rent.
²For owner - occupied dwelling units and vacant nonseasonal not dilapidated units, for sale only.

Table 3.—CHARACTERISTICS OF HOUSING FOR WARDS, BY BLOCKS: 1950—Con.

Ward	Block	All dwelling units by occupancy and tenure					All dwelling units by condition and plumbing facilities			Occupied dwelling units			Contract monthly rent ¹		Value ² of one-dwelling-unit structures	
		Total	Owner occupied	Renter occupied	Vacant non-seasonal not dilap., for rent or sale	Other vacant and non-resident	Number reporting	No private bath or dilap.	No running water or dilap.	Total	Persons per room		Number reporting	Average monthly rent (dollars)	Number reporting	Average value (dollars)
											Number reporting	1.51 or more				
1	103	9	7	1		1	7	2	8	7		1		6	7333	
	104	11	10	1			11	2	11	11		1		10	5100	
	105	8	4	2			8	1	6	6		1		5	5800	
	106	5	5		1		5	3	5	5				5	5500	
	109	14	13	1			13	4	14	14	1			13	6484	
	111	22	12	7	2		22	11	19	19		31.71		11	7181	
	112	14	13	1			13	3	14	14				11	6227	
	113	3	3				3	2	3	3				3	3766	
	118	20	10	10			19	3	20	19		37.55		8	8375	
	122	12	6	6			11	5	12	12		28.80		3	6000	
	123	9	2	7			9	7	9	9		33.42		2	7333	
	124	14	4	10			14	5	14	14		26.90		3	5375	
	125	7	4	3			7	2	7	7		41.66		4	5375	
	126	27	11	15		1	27	16	26	26	2	41.14		6	8916	
	127	10	10				10	2	10	10		59.90				
	130	49	4	43		2	49	22	47	47	2	35.92				
	131	26	12	14			26	11	26	26	4	42.30		11	5500	
	133	23	17	6			23	2	23	22		45.00		10	11450	
	134	31	13	18			29	16	31	28		33.35		6	12000	
	135	15	7	8			15	5	15	15		44.85		4	10000	
	136	18	13	4	1		18		17	17		51.00		12	8525	
	137	13	8	5			13	4	13	13		33.20		7	6428	
	140	16	14	2			15	13	16	16	1			12	6050	
	141	12	11	1			11	10	12	12				10	5950	
	142	6	1	5			6	1	6	6				5	7500	
	143	12	9	3			11	9	12	12	3	29.66		9	5055	
	144	8	8				8	7	8	8				8	6437	
	145	12	9	3			12	4	12	12		54.33		8	7187	
	146	15	15				15	5	15	15				13	6846	
	147	20	18	2			19	10	20	20				18	6172	
	148	11	10	1			9	9	11	11	1			10	5800	
	149	9	9				7	6	9	9				9	4666	
	150	8	7	1			8	3	8	8				6	5466	
	151	16	14	2			15	10	16	15				13	4415	
	152	286	237	48	1		243	207	284	282	2	3310		152	3524	
	154	12	11	1			12	12	12	12				11	4909	
	155	9	7	2			9	6	9	9				7	5428	
	156	10	10				9	9	10	10				10	4880	
	157	8	7	1			8	8	8	8	3			7	5171	
	158	7	5	2			7	5	7	7				4	5750	
	159	11	10		1		9	9	10	10				10	5650	
	160	2							8	8				7	5900	
	161	8	7	1			8	6	8	8				4	6075	
	162	5	4	1			5	5	5	5				5	6616	
	163	79	60	19			74	32	79	79	4		3594	54	6616	
	164	17	15	2			17	3	17	17				13	7753	
	165	18	15	3			18	4	18	18				12	6675	
	166	23	14	9			21	4	23	23	1			11	8181	
	167	20	17	3			20	2	20	20				14	8928	
	168	51	27	24			51	16	51	51				16	8625	
	169	5	4			1	5		4	4				4	14125	
	170	1														
	171	21	6	15			20	8	21	20	1			15	3533	
	172	22	4	17	1		22	4	21	20				16	3631	
	174	1														
	176	94	1	92		1	89	47	93	90	7		3309			
	177	10	2	8			9	9	10	10				8	3250	
	179	28	12	13	2	1	28	8	25	25	1			14	4971	
	180	24	11	13			24	5	24	24				12	4033	
	181	13	11	2			13	3	13	13				2		
	182	14	14				14		14	14				14	9964	
	184	3	3				3		3	3				3	6400	
	185	18	15	3			18	17	18	17	3			12	5008	
	189	26	9	16	1		25	6	25	25				4	10650	
	190	51	18	33			51	1	51	50				9	9055	
	191	30	21	9			30		30	30				13	11307	
	192	33	26	7			33	5	33	33				9	7500	
	193	9	8	1			9		9	9				1	7058	
	194	31	22	9			31	7	31	31				17	7058	
	195	46	16	29		1	42	20	45	44	1			8	7500	
	196	6	3	3			6	2	6	6				3	4933	
	197	9	9				9	3	9	9				3	3822	
	198	6	1	5			6	5	6	6				3	3233	
	203	22	3	19			20	7	22	22				19	5010	
	205	43	10	33			43	23	43	43				33	4439	
	206	25	15	9			24	9	24	24				9	3944	
	207	21	19	2		1	21		21	21				2		
	208	33	12	21			31	1	31	33				21	5990	
	209	21	15	6			21		21	21				5	4180	
	210	25	18	6		1	24	5	24	24				6	4416	
	211	10	7	3			10	2	10	10				3	4366	
	212	63	19	44			63	19	63	63				4	5213	
	213	27	3	24			27	13	27	27				7	11857	
	222	39	13	26			39	10	39	39				25	12400	
	223	59	7	52			59	6	59	59	1			5	9800	
	224	36	17	19			36	12	36	35				8	8166	
	225	30	19	11			29	7	30	29				11	8592	
	226	38	27	11			38	7	38	38				22	10222	

¹For renter - occupied dwelling units and vacant nonseasonal not dilapidated units, for rent.
²For owner - occupied dwelling units and vacant nonseasonal not dilapidated units, for sale only.

HOUSING—BLOCK STATISTICS

Table 3.—CHARACTERISTICS OF HOUSING FOR WARDS, BY BLOCKS: 1950—Con.

Ward	Block	All dwelling units by occupancy and tenure					All dwelling units by condition and plumbing facilities			Occupied dwelling units			Contract monthly rent ¹		Value ² of one-dwelling-unit structures		
		Total	Owner occupied	Renter occupied	Vacant non-seasonal not dilap., for rent or sale	Other vacant and non-resident	Number reporting	No private bath or dilap.	No running water or dilap.	Total	Persons per room		Occupied by non-white	Number reporting	Average monthly rent (dollars)	Number reporting	Average value (dollars)
											Number reporting	1.51 or more					
1	227	6	4	2		5	1	1	6	5			2		3	6.666	
	228	5	4	1		5	1		5	4	1		1		4	6.000	
	229	34	22	12		34	3	1	34	33			12	42.666	18	9.472	
	230	26	15	10		25	8		25	25			10	45.700	9	7.533	
	231	73	23	50		71	25		73	70	2		4	44.266	9	14.055	
	247	84	14	68		84	27	1	82	82	4		6	49.633	6	7.500	
	248	30	9	20		26	6		29	29			2	46.055	2		
	249	17	12	5		17	3		17	17			5	46.660	9	8.333	
	250	12	11	1		12			12	12			1		11	7.863	
	251	22	19	2		20	19	17	21	21	6		1		18	3.077	
	252	34	31	3		33	31	29	34	34	19	1	2		25	2.558	
	253	8	4	4		8	5	3	8	8	1		4	36.75	4	7.250	
	254	8	7	1		8			8	8			1		7	8.400	
	255	24	19	4		24	2		23	23	1		3	44.33	19	9.394	
	256	6	5	1		6			6	6			1		4	10.000	
	257	34	24	10		34	6		34	34			9	40.88	20	8.350	
	258	14	13	1		14			14	14			1		12	8.044	
	259	30	25	5		28	4		30	27			4	56.50	18	8.361	
	260	14	12	2		14	3		14	14			2		11	9.363	
	261	27	15	11		27	10		26	26	2		10	45.10	11	9.181	
	262	19	11	7		18	4		18	18			7	48.42	9	10.222	
	263	44	18	26		44	7		44	44			2	49.68	11	9.636	
	286	25	17	8		25	2		25	25			8	56.62	11	10.136	
	287	31	15	16		31	2		31	31			16	52.50	11	9.222	
	288	38	29	9		38	2		38	38			9	49.00	25	8.444	
	289	11	7	4		11			11	11			4	46.50	6	9.000	
	291	10	8	2		10			10	10			2		6	13.250	
	292	12	12			12			12	12					12	12.791	
	293	17	13	3		16	1		16	15			2		12	8.958	
	294	19	14	4		19	1		18	18			4	45.00	11	10.963	
	295	14	13	1		14			14	14			1		13	13.038	
	296	15	15			15			15	15			1		15	12.200	
	297	13	12	1		13	2	1	13	13			1		12	8.825	
	298	15	12	3		15	1		15	15			3	41.66	11	8.572	
	299	3	3			3			3	3					3	8.333	
	300	10	9	1		10	7	1	10	10			1		8	6.062	
	302	10	8	1		10	1	1	9	9			1		8	7.937	
	303	16	13	3		15	2		16	16			3	49.00	12	9.275	
	304	14	14			14			14	14			1		14	9.735	
	305	16	16			16			16	16					14	12.107	
	306	15	13	2		15			15	15			2		13	10.807	
	307	14	11	3		14			14	14			3		10	10.750	
	308	21	18	3		21	2		21	20			3	52.00	17	11.676	
	309	14	8	6		14			14	14			4	47.50	11	11.800	
	310	14	9	5		14	2		14	14			5	52.20	6	13.833	
	311	15	11	4		15	2		15	15			4	60.00	10	12.200	
	312	26	21	4	1	25	2		25	25			4	64.20	10	11.794	
	313	28	14	14		28	3		28	28			5	50.71	17	11.194	
	314	34	17	17		34	9		34	33			14	41.52	12	11.166	
	363	23	12	11		23	3		23	23			11	45.81	11	9.545	
	364	9	8	1		9			9	9			1		7	12.000	
	365	17	9	8		17			17	17			8	75.37	8	12.750	
	366	15	8	5	1	14			13	13			5	64.20	8	13.916	
	367	17	16	1		17			17	17			1		16	11.375	
	368	16	16			16			16	16					16	11.566	
	369	17	16	1		16	1		17	17			1		16	11.437	
	370	16	16			16			16	16					14	10.714	
	371	14	13	1		14	2		14	14			1		13	11.846	
	372	16	16			16			16	16					13	11.846	
	373	6	6			6			6	6					16	10.406	
	374	2													6	10.833	
	376	5	4	1		5	3		5	5					4	9.000	
	377	13	13			12			13	13			1		13	9.461	
	378	13	13			13			13	13					13	9.576	
	379	20	19	1		19			20	20			1		19	11.352	
	380	11	11			11			11	11					10	11.950	
	381	14	13	1		14			14	14					12	11.916	
	382	17	14	3		17	1		17	17			3	30.00	12	11.916	
	383	9	2	7		9	4	2	9	9			7	27.71	13	12.692	
	384	14	12	2		13	3		14	13			2		9	10.055	
	385	2															
	437	8	2	6		8			8	8			6	52.83	2		
	438	25	18	7		25	2		25	25					2		
	439	21	19	2		21			21	21			7	53.71	11	12.800	
	440	20	16	3		20			20	20			2		19	13.210	
	441	9	8	1		9			9	9			3	73.33	14	17.535	
	442	17	17			17			17	17			1		8	16.250	
	446	11	10			11			11	11					17	17.088	
	447	17	13	3	1	17			17	17					10	24.100	
	497	7	6	1		7			7	7			3	62.33	14	14.142	
	498	12	12			12			12	12					5	23.200	
	499	12	12			12			12	12					12	21.583	
	500	4				4			4	4					12	19.750	
	501	3	3			3	2	2	3	3			1				
	502	9	7	2		9			9	9							
	571	10	10			10			10	10			2		7	16.571	
	572	6	6			6			6	6					10	15.500	
	621	8	6	2		8			8	8					6	24.333	
															8	14.625	

¹For renter - occupied dwelling units and vacant nonseasonal not dilapidated units, for rent.²For owner - occupied dwelling units and vacant nonseasonal not dilapidated units, for sale only.

WATERLOO, IOWA

Table 3.—CHARACTERISTICS OF HOUSING FOR WARDS, BY BLOCKS: 1950—Con.

Table with 15 columns: Ward, Block, Total, Owner-occupied, Renter-occupied, Vacant non-seasonal not dilap., for rent or sale, Other vacant and non-resident, Number reporting, No private bath or dilap., No running water or dilap., Total, Persons per room (Number reporting, 1.51 or more, Occupied by non-white), Contract monthly rent (Number reporting, Average monthly rent (dollars)), Value of one-dwelling-unit structures (Number reporting, Average value (dollars)).

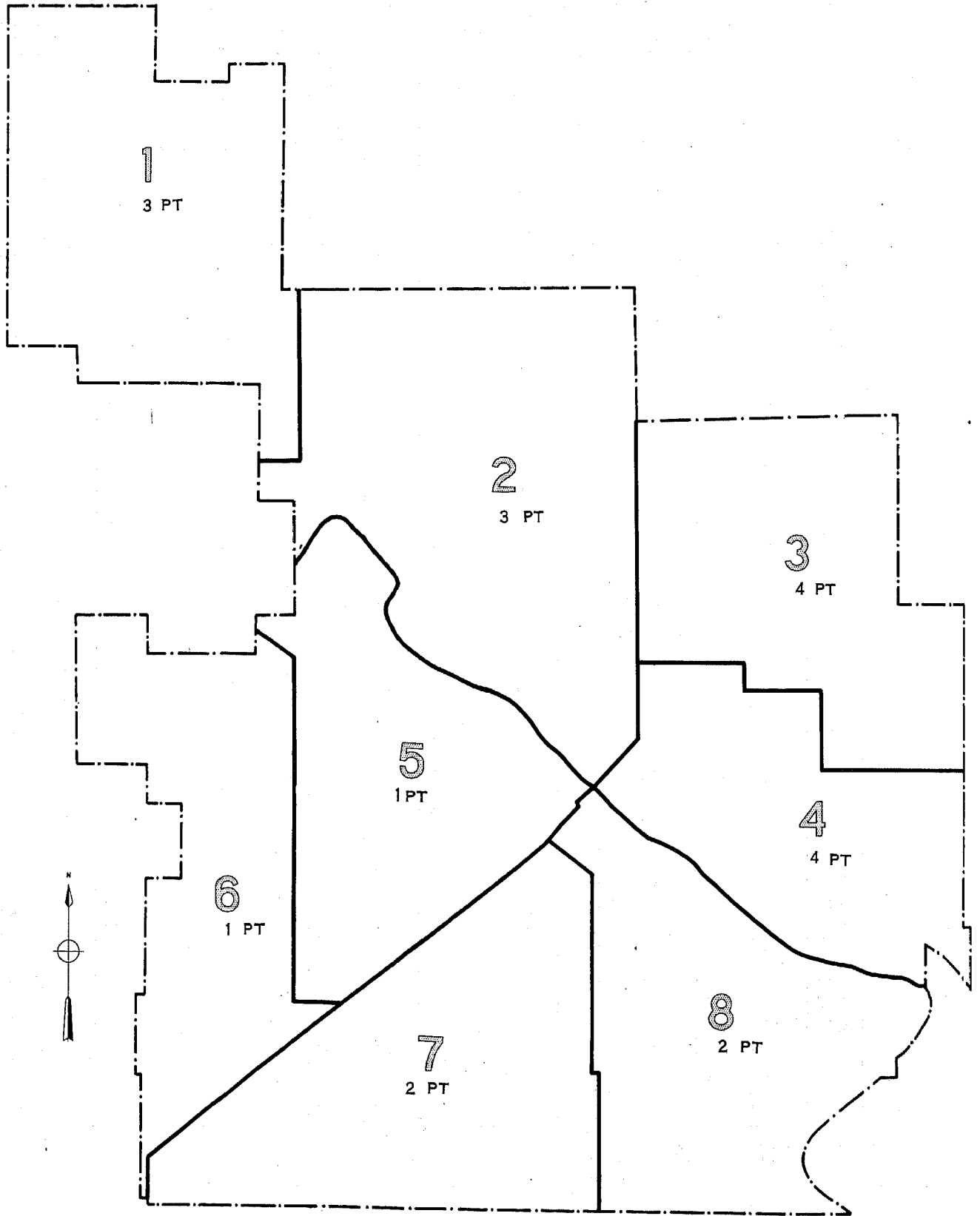
1For renter - occupied dwelling units and vacant nonseasonal not dilapidated units, for rent.
2For owner - occupied dwelling units and vacant nonseasonal not dilapidated units, for sale only.

Table 3.—CHARACTERISTICS OF HOUSING FOR WARDS, BY BLOCKS: 1950—Con.

Ward	Block	All dwelling units by occupancy and tenure					All dwelling units by condition and plumbing facilities			Occupied dwelling units			Contract monthly rent ¹		Value ² of one-dwelling-unit structures	
		Total	Owner occupied	Renter occupied	Vacant non-seasonal not dilap., for rent or sale	Other vacant and non-resident	Number reporting	No private bath or dilap.	No running water or dilap.	Total	Persons per room		Number reporting	Average monthly rent (dollars)	Number reporting	Average value (dollars)
											Number reporting	1.51 or more				
4	559	10	7	3			9	7	3	10	10	3	1		6	5,416
	560	2														
	561	10	8	1		1	9	6	1	9	8	1			7	5,714
	562	12	11		1		12	4		12	17				12	6,458
	563	17	17				17	5	1	17	17				16	5,812
	564	24	20	2		2	22	12	1	23	22	7	1		19	5,447
	565	9	9				9	3		9	8				9	6,222
	566	15	13	2			15	1		15	15		2		12	7,041
	567	21	13	8			21	2		21	21		1		11	8,036
	568	22	8	13	1		19	6	4	23	21	2	1	13	7	6,528
	569	13	12	1			13	5	1	13	13	2			4	6,254
	570	16	12	4			15	7	1	16	16		1		11	6,409
	571	8	3	5			8	7	5	8	8	1			3	5,166
	573	2														
	574	5		5			5	3	2	5	5				4	1,925
	575	12	7	5			11	11	6	12	12	1			4	3,325
	577	2														
	578	56	42	14			53	32	14	56	46	4	11		11	28,90
	579	15	13	2			15	2		15	14		2		11	8,000
	580	4	3	1			4	1		4	4				3	8,000
	581	4	3	1			4	1		4	3				2	
	582	2													3	7,633
	583	3	3				3			3	3	1			9	7,433
	584	10	10				10	1		10	10				12	5,791
	585	12	12				12	6		12	12				5	6,000
	586	9	6	3			9	5	3	9	9		3		21	6,280
	587	25	22	3			23	5	3	25	25	1			10	5,230
	588	16	12	4			16	10	3	16	15	1			5	6,500
	589	7	6	1			7	2	1	7	7	1			3	3,833
	590	3	3				3	3	1	3	3				4	8,250
	591	5	4	1			5	1		5	5		1		1	
	592	2													3	70.00
	593	7	3	4			7	3		7	7				4	43.75
	595	1													4	
	603	12	6	4	2		10	5	5	10	10				1	4,375
	604	4	3	1			4	2	1	4	4	1			1	
	605	15	13	2			15	3	1	15	15				10	10,400
	606	35	23	11	1	1	34	3	15	34	34	5			21	5,414
	607	123	89	33	1	1	113	10	15	119	116	3	1		43	3,493
	610	13	10	3			13	3	1	13	12				10	1,590
	611	4	2	1		1	4	4	4	4	3	1			1	2,000
	612	6	2	2	2		6	5	4	6	4	1			3	2,760
	613	5	5				5	5	5	5	5	1			5	2,680
	616	5	5				5	5	5	5	5				3	1,833
	617	4					4	4	4	4	4	2			2	
	618	7	7				7	6	4	7	7				4	2,375
	619	14	10	2			13	13	13	12	12	4			3	3,000
	620	21	17	4		1	21	21	19	19	19	8			11	1,481
	621	15	7	8			15	15	15	13	13	5			16	1,925
	622	7	5	2			7	5	4	7	7	1			7	1,471
	623	7	6	1			7	7	7	7	7	3			6	3,000
	624	4	4				4	4	4	4	4	2			3	1,766
	625	7	5	1			7	7	6	7	6	3			4	2,725
	627	2													3	3,266
	628	7	4	3			7	7	7	7	7				2	
	629	7	2	4	1		7	7	7	6	6	1			4	27.00
	630	9	8	1			9	8	8	9	9	4			5	2,900
	631	10	5	4	1		9	9	7	9	9	3			4	2,600
	632	5	4	1			5	3	2	5	3	2			4	3,200
	633	4	3	1			4	2	2	4	4				2	
	634	2					2			2	2				4	3,000
	635	4	4				4	4	4	4	4	3			3	2,100
	638	5	4	1			5	5	4	5	5		1		3	2,066
	639	4	3	1			4	4	3	4	4				3	2,200
	640	11	10	1			11	11	10	11	10	1			10	2,200
	641	9	8			1	9	9	9	8	8	5			8	2,225
	642	3	2	1			3	3	3	3	3				2	
	644	4	4				4	4	4	4	4	1			4	1,725
	647	1					1			1	1				4	
	650	8	5	2		1	8	8	8	7	6	1	3		5	2,880
	659	3								3	3				2	
	660	1														

¹For renter - occupied dwelling units and vacant nonseasonal not dilapidated units, for rent.
²For owner - occupied dwelling units and vacant nonseasonal not dilapidated units, for sale only.

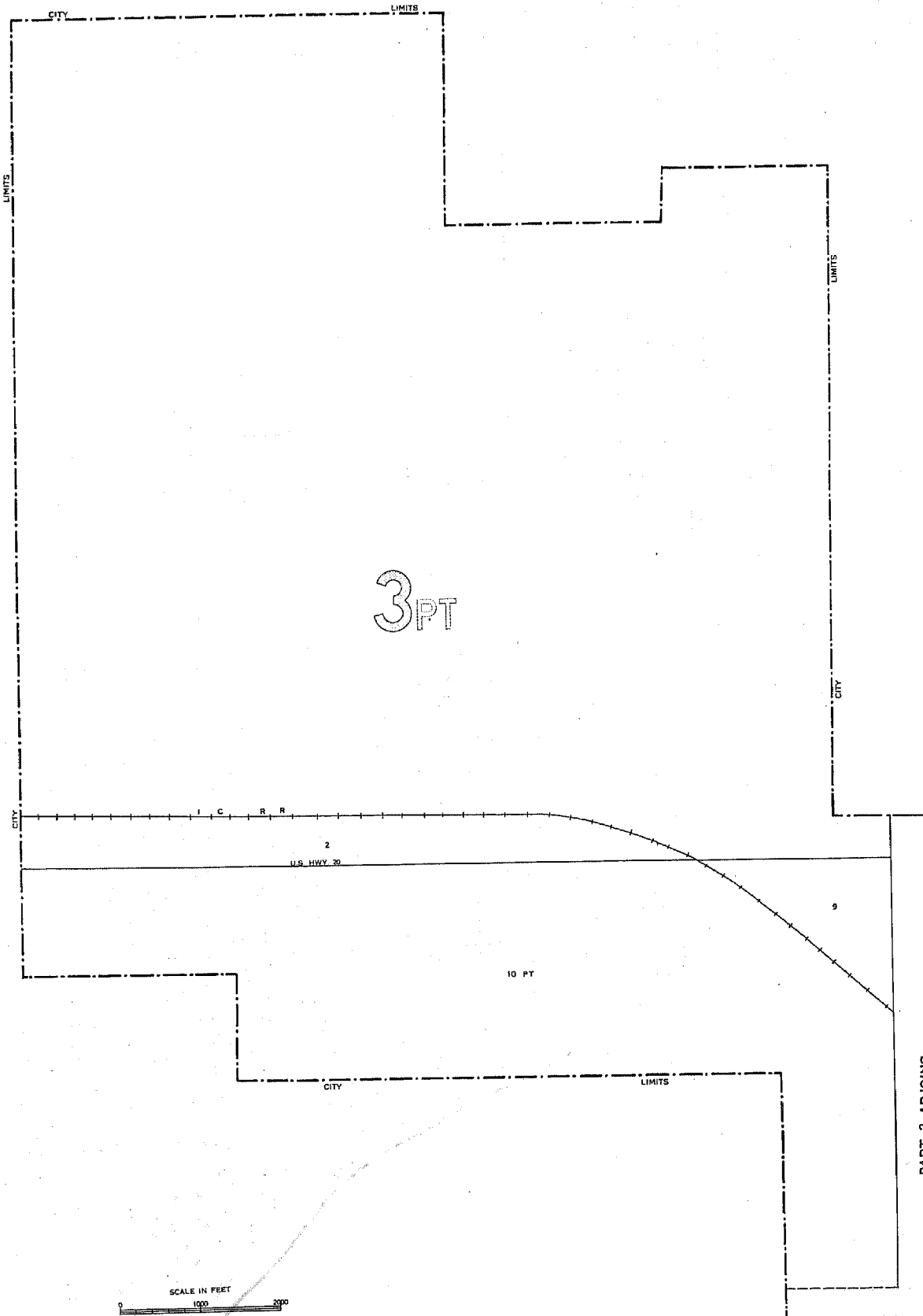
WATERLOO, IOWA, BY WARDS: 1950
KEY MAP



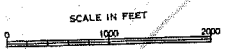
LEGEND
WARD NUMBER 9
PART NUMBER 1

WATERLOO, IOWA, BY WARDS AND BLOCKS: 1950

PART 1 OF 8 PARTS



PART 2 ADJOINS



LEGEND

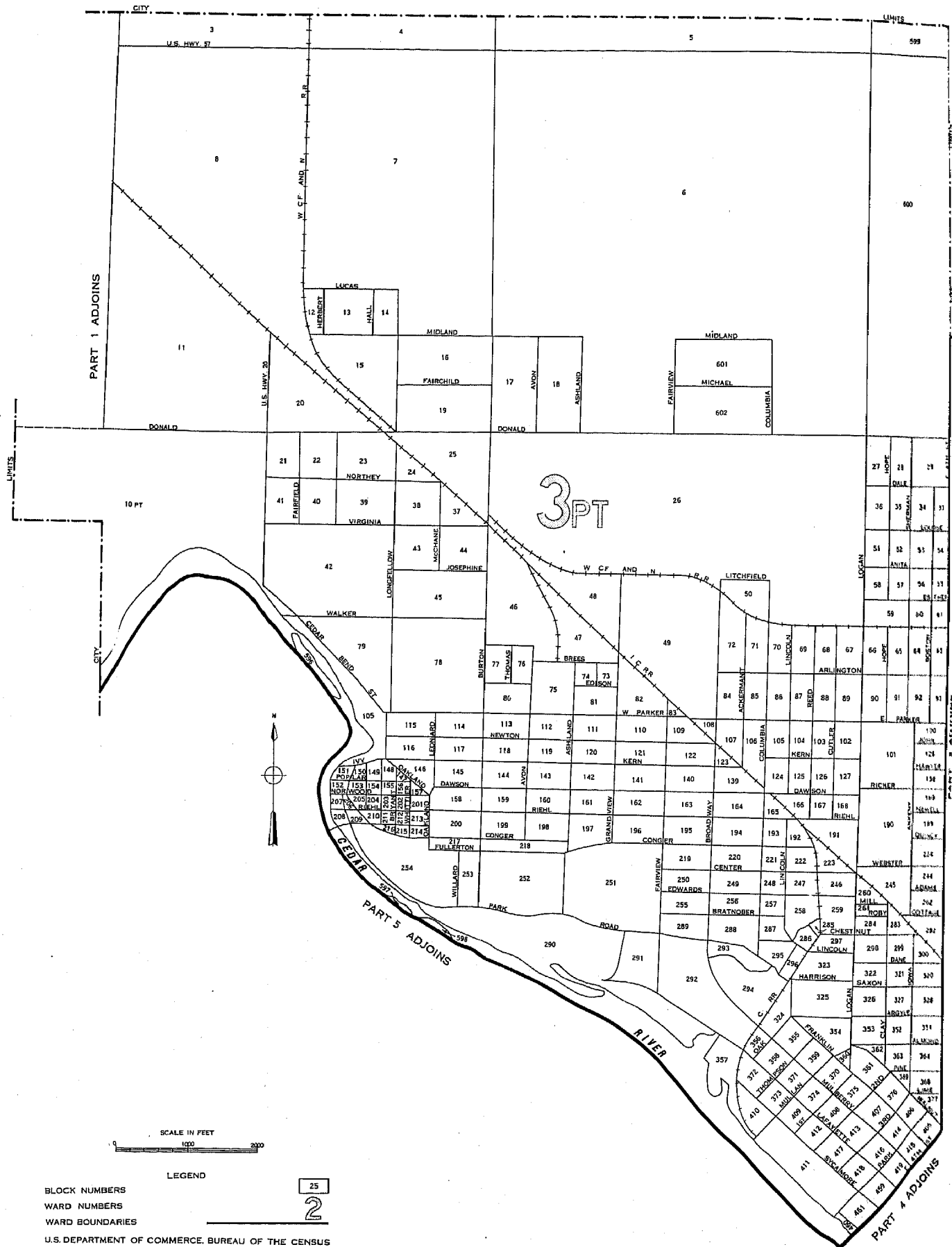
BLOCK NUMBERS
WARD NUMBERS
WARD BOUNDARIES

25
2

U.S. DEPARTMENT OF COMMERCE, BUREAU OF THE CENSUS

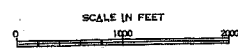
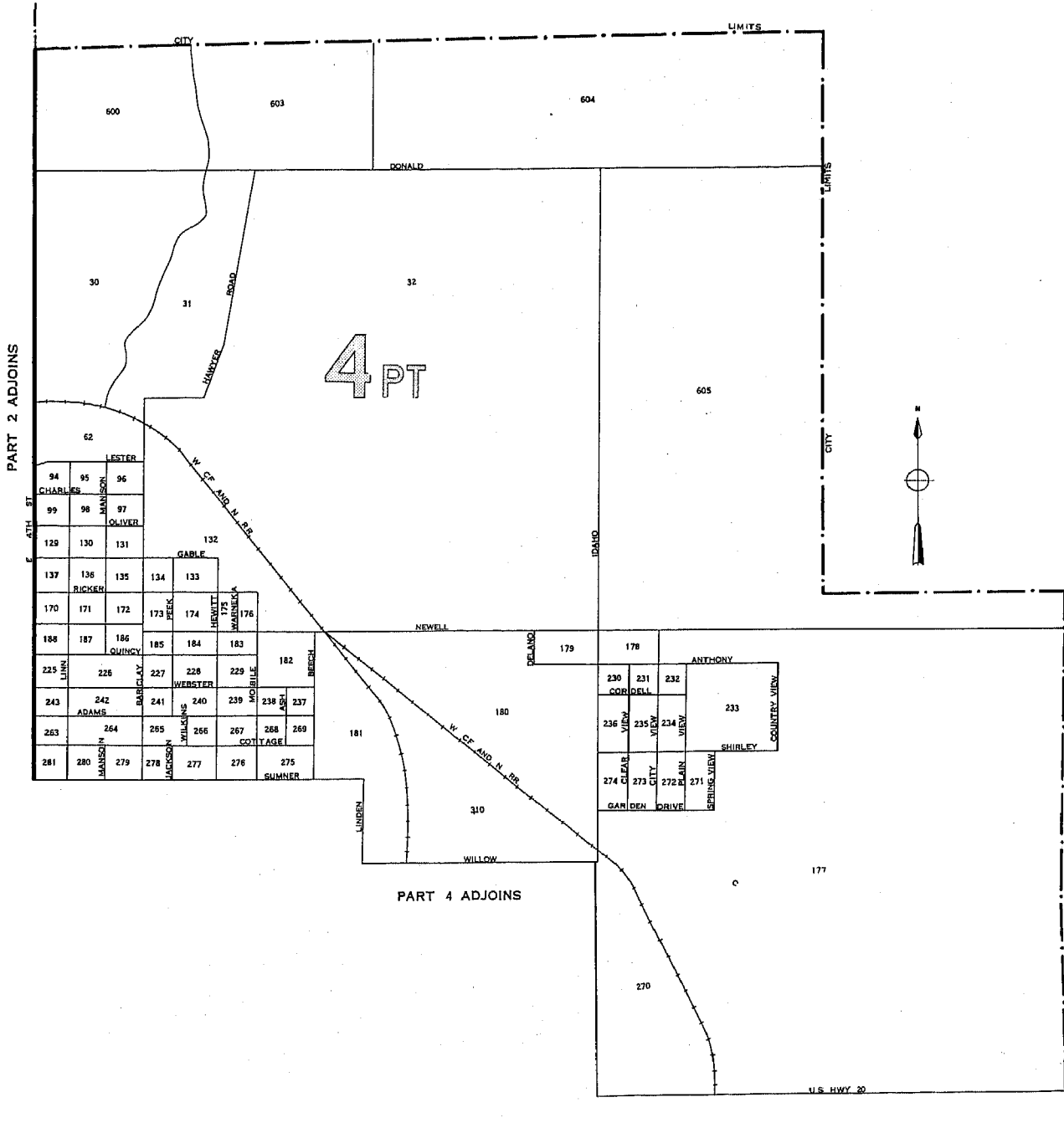
WATERLOO, IOWA, BY WARDS AND BLOCKS: 1950

PART 2 OF 8 PARTS



BLOCK NUMBERS
 WARD NUMBERS
 WARD BOUNDARIES
 U.S. DEPARTMENT OF COMMERCE, BUREAU OF THE CENSUS

WATERLOO, IOWA, BY WARDS AND BLOCKS: 1950
 PART 3 OF 8 PARTS



LEGEND

- BLOCK NUMBERS
- WARD NUMBERS
- WARD BOUNDARIES
- U.S. DEPARTMENT OF COMMERCE, BUREAU OF THE CENSUS

WATERLOO, IOWA, BY WARDS AND BLOCKS: 1950

PART 4 OF 8 PARTS



SCALE IN FEET
0 1000 2000

LEGEND

BLOCK NUMBERS
WARD NUMBERS
WARD BOUNDARIES
U.S. DEPARTMENT OF COMMERCE, BUREAU OF THE CENSUS

25

2

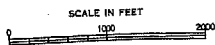
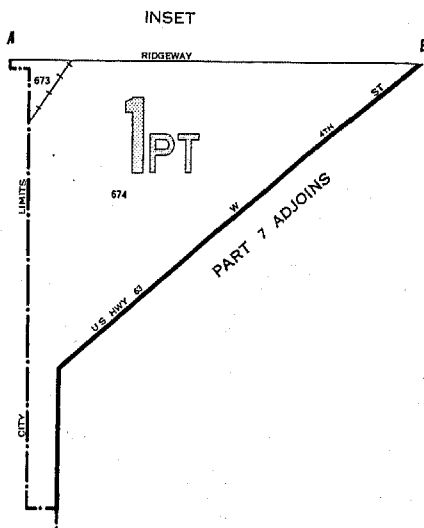
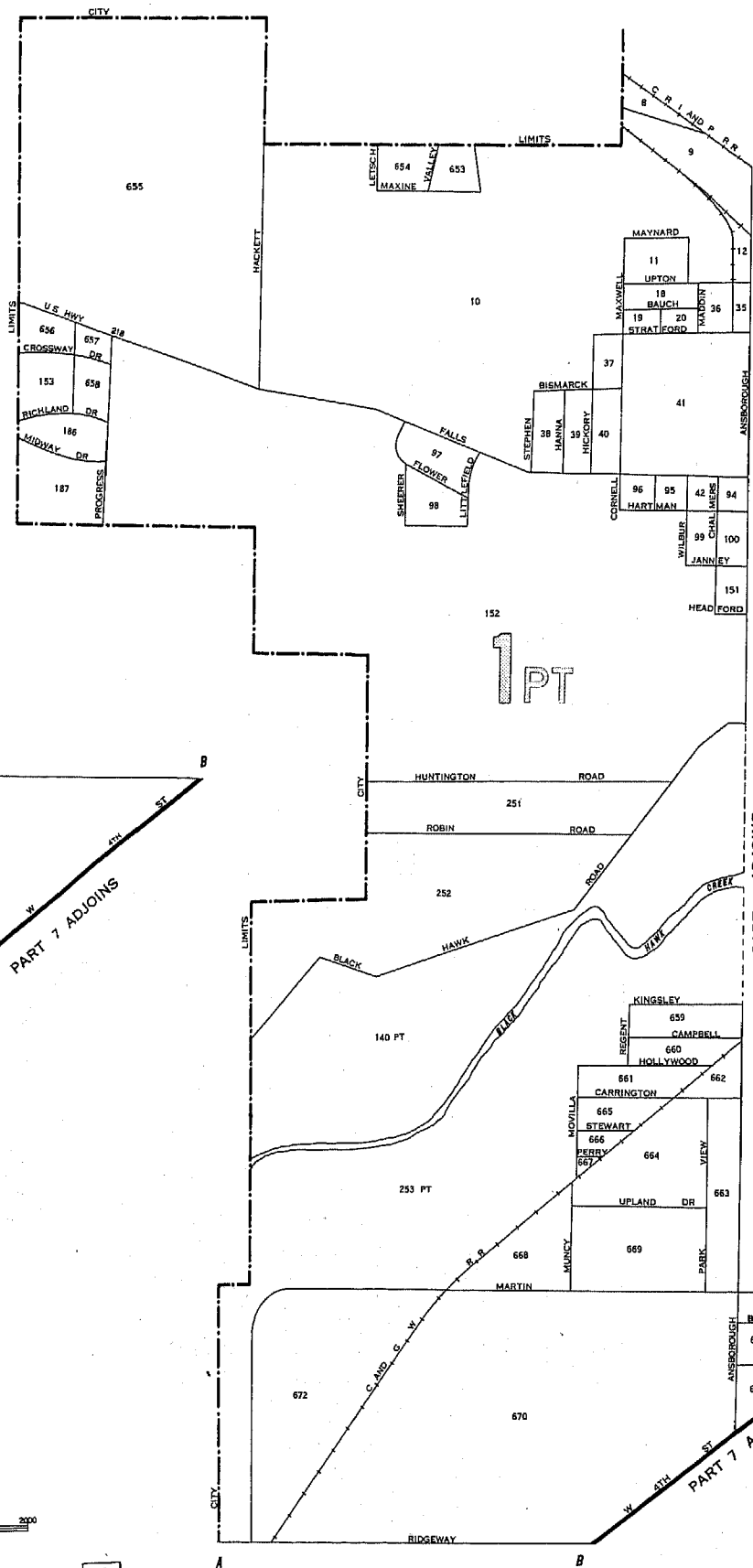
WATERLOO, IOWA, BY WARDS AND BLOCKS: 1950

PART 5 OF 8 PARTS



WATERLOO, IOWA, BY WARDS AND BLOCKS: 1950

PART 6 OF 8 PARTS



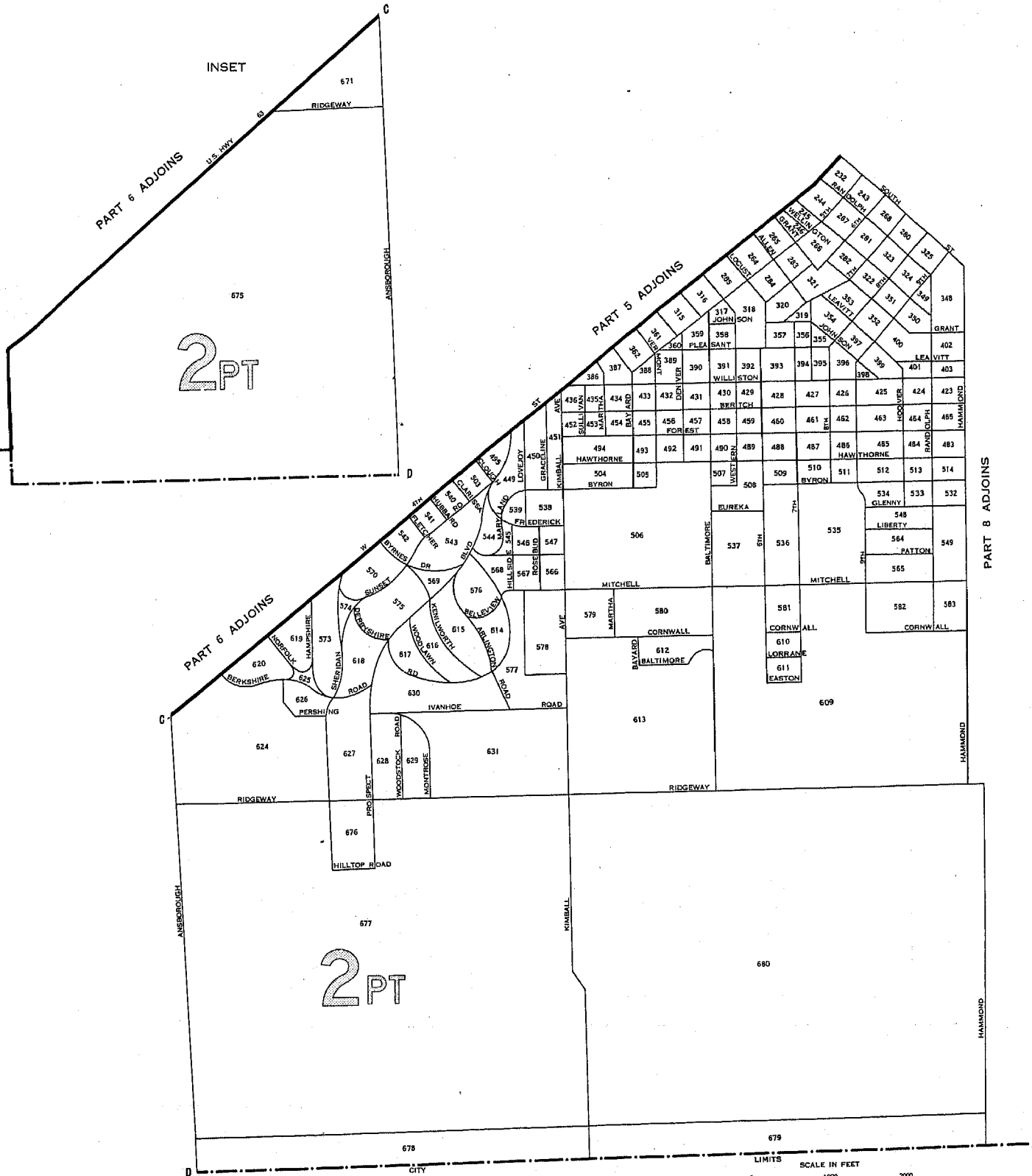
LEGEND

- BLOCK NUMBERS
- WARD NUMBERS
- WARD BOUNDARIES

25
2

WATERLOO, IOWA, BY WARDS AND BLOCKS: 1950

PART 7 OF 8 PARTS



LEGEND

BLOCK NUMBERS

WARD NUMBERS

WARD BOUNDARIES

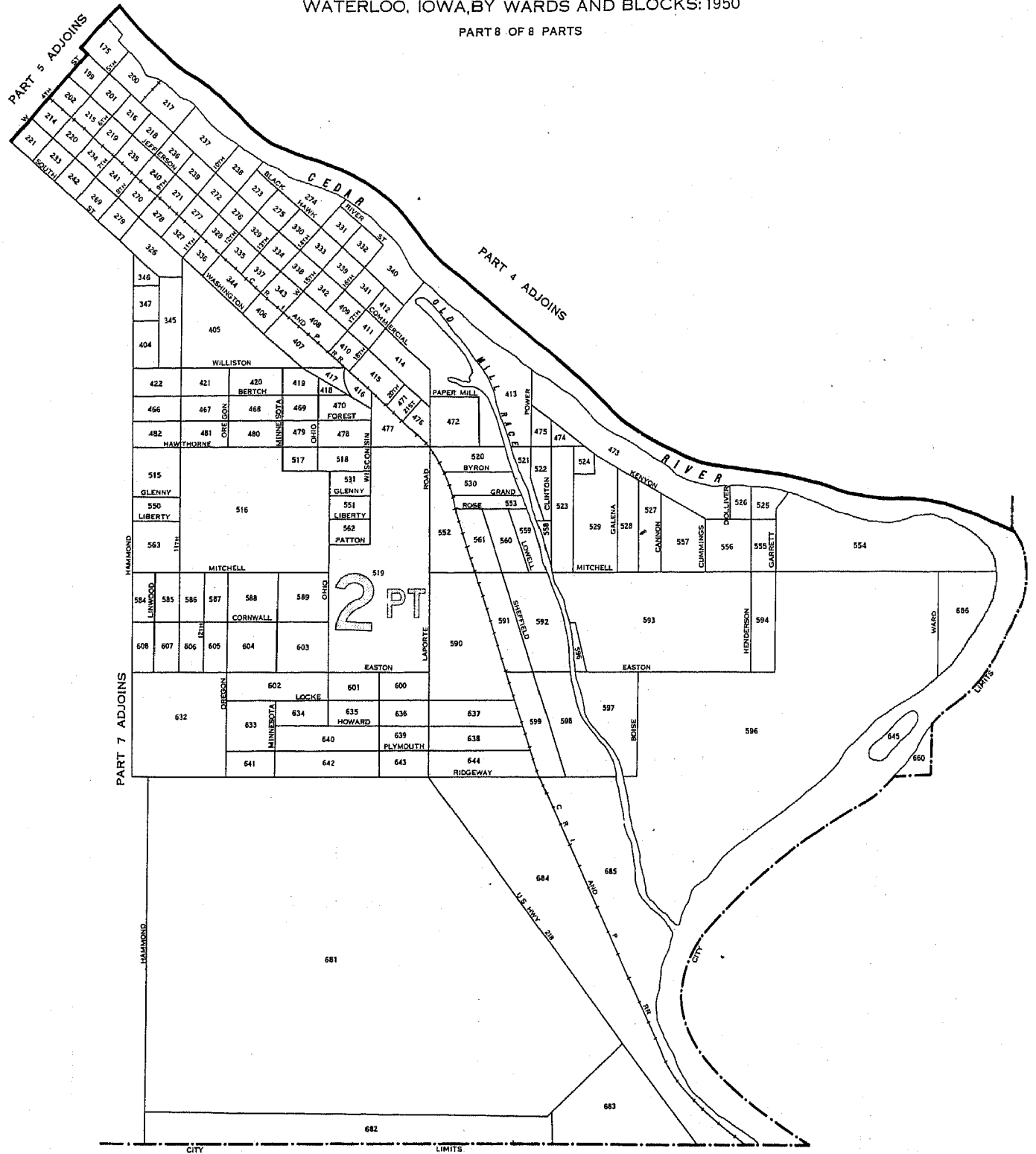
U.S. DEPARTMENT OF COMMERCE, BUREAU OF THE CENSUS

25

2

WATERLOO, IOWA, BY WARDS AND BLOCKS: 1950

PART 8 OF 8 PARTS



LEGEND

BLOCK NUMBERS

WARD NUMBERS

WARD BOUNDARIES

U.S. DEPARTMENT OF COMMERCE, BUREAU OF THE CENSUS